

Renaissance 睿乐生

网站设置及使用说明

基本设置

- [验证邮箱](#)
- [添加学生](#)
- [添加老师](#)
- [安排产品](#)

个性化设置

- [Star Reading 取消 Monitor Password](#)
- [Star Reading 修改默认Monitor Password](#)
- [Star Reading 报告显示蓝思值](#)
- [AR 取消周末不可测试的限制](#)
- [AR 给学生设置目标](#)
- [AR 删除已测quiz](#)
- [AR 显示蓝思值](#)
- [Star Early 取消鼠标使用指导视频](#)

测试使用和报告查询

- [学生如何使用测试系统](#)
- [老师如何打印Star Reading报告](#)
- [老师如何打印AR报告](#)

报告解读

- [Star Reading报告详解](#)
- [Accelerated Reader报告详解](#)
- [Star Reading中文报告样板](#)

更多帮助


- [培训课程信息](#)
- [联系客服咨询](#)

常见问题

- [如何查看产品信息\(有效期、学生账号数等\)](#)
- [忘记登入名或密码了怎么办](#)
- [为什么看不到使用说明上的选项](#)
- [如何批量导入学生和教师信息](#)
- [为什么突然不可以使用账号做测试了?](#)

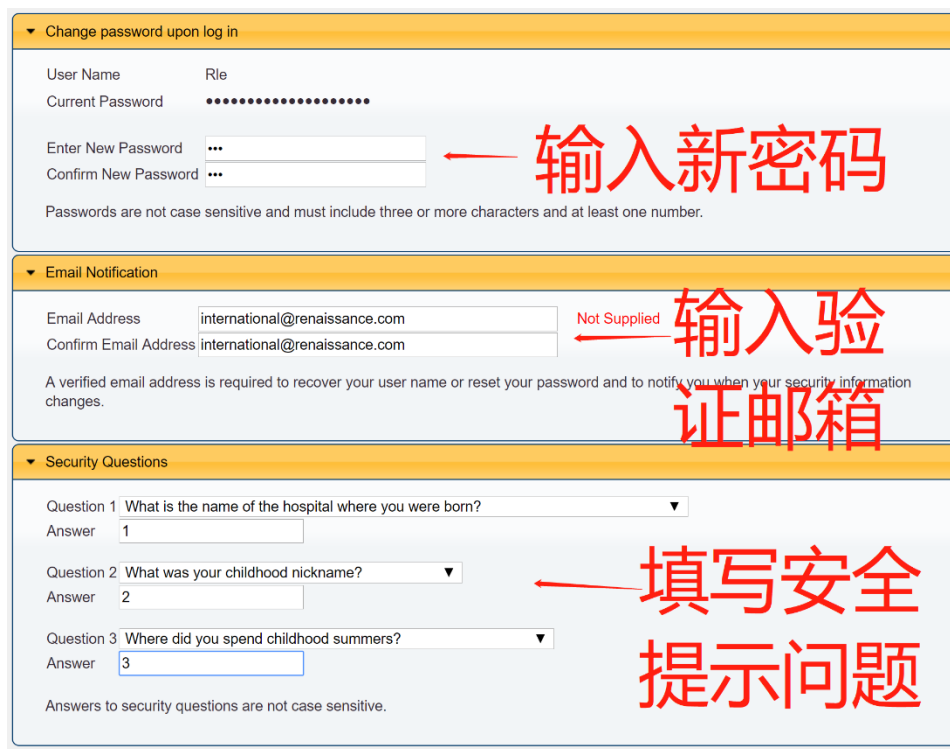
验证邮箱(P1)

1. 在浏览器中输入您收到的网址，然后选择I'm a Teacher/Administrator，输入您的管理员用户名和密码，登入



The image shows the Renaissance Learning login page. At the top, there are three buttons: 'I'm a Student', 'I'm a Teacher/Administrator' (highlighted with a red box), and 'I'm a Parent'. Below these, the text 'Teacher/Administrator' is displayed. The login form includes fields for 'User Name' (with 'Rle' entered) and 'Password' (with masked characters). A red box highlights the 'Log In' button.

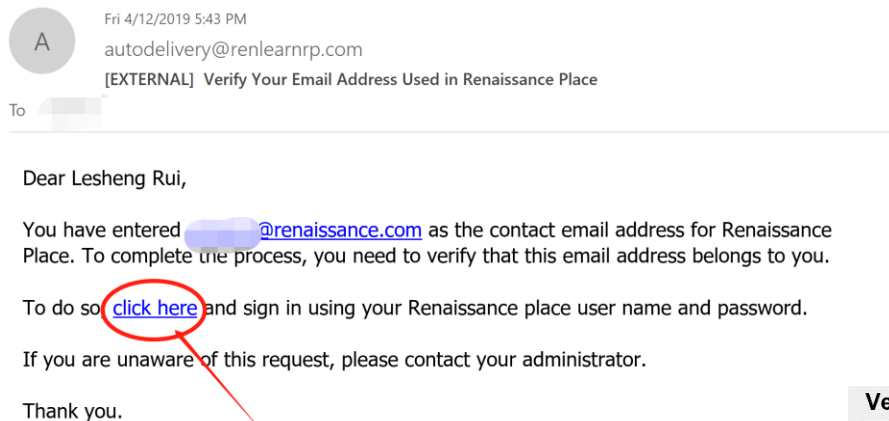
2. 重新设置您常用的密码，然后输入最常使用的邮箱账号，并且填写安全提示问题



The image shows the Renaissance Learning password reset and security questions form. It is divided into three sections: 'Change password upon log in', 'Email Notification', and 'Security Questions'. The 'Change password' section has fields for 'User Name', 'Rle', 'Current Password', 'Enter New Password', and 'Confirm New Password'. A red arrow points to the 'Enter New Password' field with the text '输入新密码'. The 'Email Notification' section has fields for 'Email Address' and 'Confirm Email Address', both containing 'international@renaissance.com'. A red arrow points to the 'Email Address' field with the text '输入验证邮箱'. The 'Security Questions' section has three questions with dropdown menus and text input fields for answers. A red arrow points to the first question with the text '填写安全提示问题'.

验证邮箱(P2)

3. 页面会自动跳转进入网站，这时候无需重新登入，直接可以开始使用。请去邮箱查收验证邮件，然后点击邮件中的[click here](#)，进入网页输入用户名和新设置的密码，点击Sign In，就可以确认验证邮箱已激活



Verify Your Email Address

Sign in to verify your email address

User Name

Password

[Sign In](#)

Verify Your Email Address

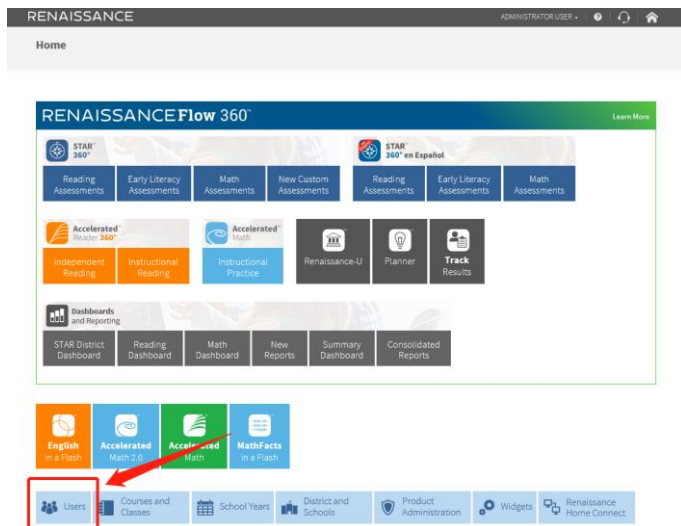
The email address [redacted]@renaissance.com has been verified and is available for use in Renaissance Place. You can close this page.

添加学生(P1)

1. 用admin账号登陆建好的网站之后会出现如下页面：点击users

2. 在如下所示的页面中可以添加学生、老师及录入学生信息等。

3. 点击Add Student 添加学生后会跳转至如下页面：



Personnel, Students, and Parents

Personnel

[Add District Personnel](#)

[Add School Personnel](#)

[View Personnel](#)

[Clear Locked Personnel](#)

Students

[Add Student](#)

[View Students](#)

[Edit Multiple Students](#)

[Edit Multiple School Enrollments](#)

[Clear Locked Students](#)

[Recover Student Records](#)

Related Student Tasks

[Merge Student Records](#)

[Import Information](#)

[View Import Status](#)

[Export Information](#)

[Set Up Characteristics](#)

Parents

[Add Parent](#)

[View Parent](#)

[Clear Locked Parents](#)

User Profile

[Login Settings](#)

添加学生(P2)

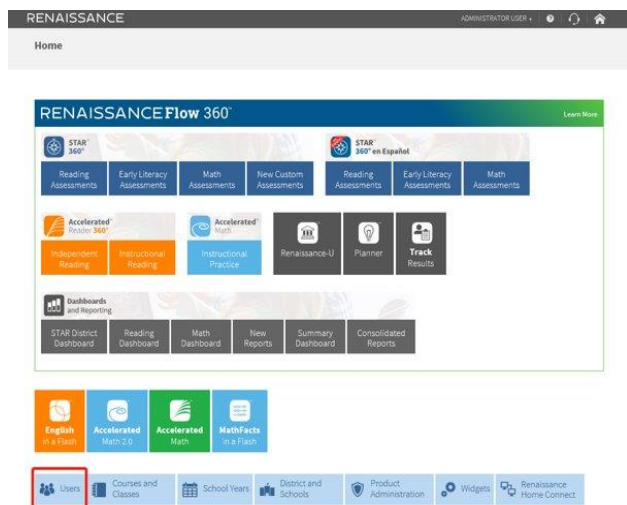
- 在步骤3截图中的页面填写学生姓名，并可以设置密码，如需学生首次登入自己更改密码，则需勾选User must change password at next login。
- 其中的Grade可自行选择，第一次Star测试也会从该年级的难度开始，然后根据学生水平自行调整。
- 将标有*星号的内容全部填好之后点击Save and Add添加下一个学生信息。如已填完所有学生信息则点击Save。在新的跳转页面再次点击Save。

而后会看到如下页面，在这里可以搜索已添加的学生。

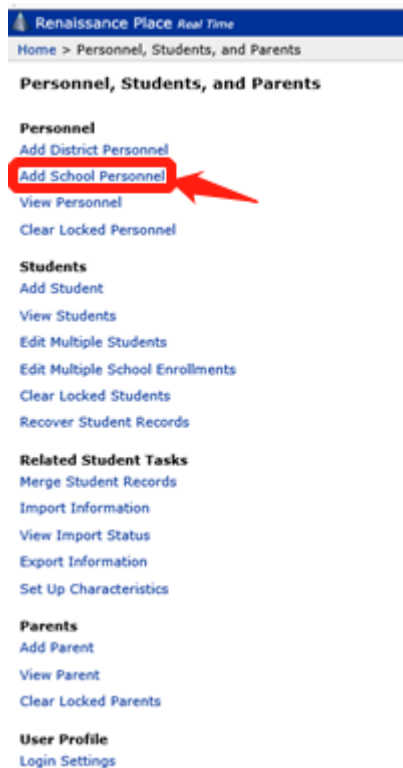
The screenshot shows the 'View Students' page in the Renaissance Place Admin interface. The page has a blue header with the text 'Renaissance Place Admin' and 'ADMINISTRATOR USBR, District 2018 - 2019'. Below the header is a breadcrumb trail: 'Home > Personnel, Students, and Parents > Add Student > Student Information > View Students'. There are links for 'Manuals', 'Help', and 'Log Out'. A 'Live Chat Support' button is also visible. The main content area is titled 'View Students' and includes a search criteria section. The search criteria section has a 'Search For Students' label and a table with the following fields: 'School' (a dropdown menu with 'East Elementary School' selected), 'Grade' (a dropdown menu with 'All' selected), 'Class' (a dropdown menu with 'All Students Regardless of Class Enrollment' selected), 'First Name' (a text input field with 'All' entered), 'Last Name' (a text input field with 'All' entered), 'ID' (a text input field with 'All' entered), and 'User Name' (a text input field with 'All' entered). At the bottom of the search criteria section are 'Cancel' and 'Search' buttons.

添加老师

1. 用admin账号登陆建好的网站之后会出现如下页面：点击users



2. 在如下所示的页面中可以添加学生、老师及录入学生信息等。



3. 点击Add School Personnel后会跳转至如下页面，将标有*星号的内容全部填好之后点击Save and Add添加下一个老师信息。如已填完所有老师信息则点击Save。在新的跳转页面再次点击Save。

Renaisance Place Real Time
Home > Personnel, Students, and Parents > Add Personnel

Add Personnel
Enter the personnel record information

The password must be at least three characters long and contain at least one number. The specified User Name already exists.

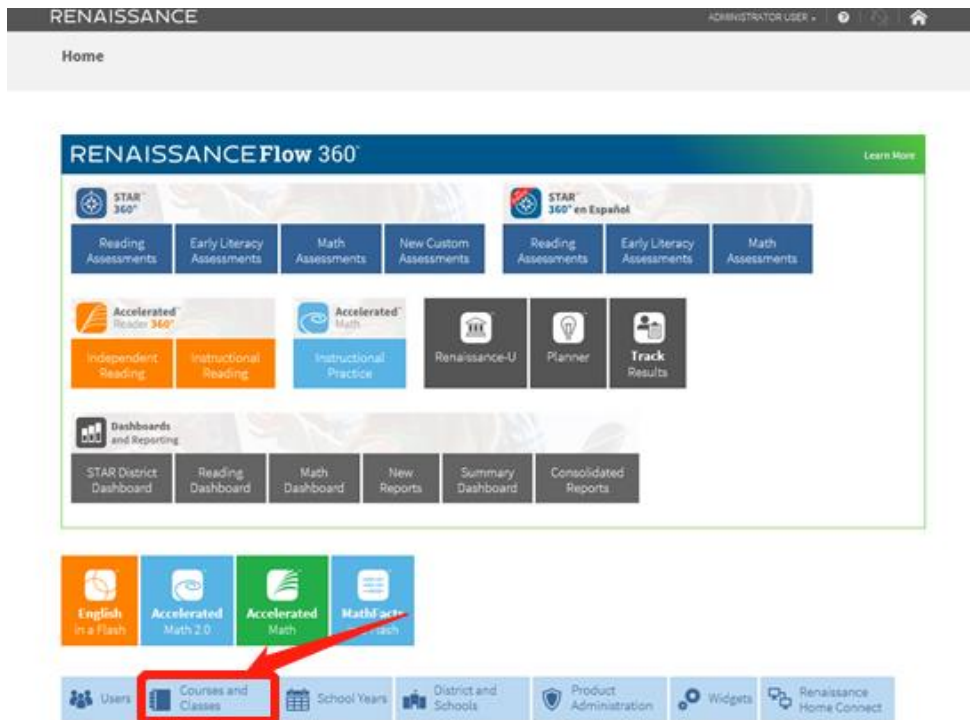
Personal Information (*Required Field)

Salutation	None
First Name*	LingS
Preferred First Name	
Middle Name	
Last Name*	Sun
User Name*	LingS (Will be autogenerated if not entered)
Password*	*** (three or more characters including at least one number)
Confirm Password*	***
ID*	654321987 (Will be autogenerated if not entered)
School*	East Elementary School
State Personnel ID	
Primary Position	Teacher - Lead
Gender	Female

☒ User must change password at next login

安排产品(P1)

1. 在主页点击 Course and Classes – 将学生和老师添加到course和classes之后才方可安排产品



安排产品(P2) - 添加课程

2. 点击Add Course

在下图所示部分填写Course Name
(可以任意命名), intended grade
(不会像添加学生时选的grade影响
Star Reading的首道测试题难度)

Renaissance Place *Real Time*

Home > Courses and Classes

Courses and Classes

Manage courses or select a course name to view its classes

School: East Elementary School ▼

Add Course

Copy/Edit Classes and Marking Periods from the 2017 - 2018 School Year

Course	Course ID	Subject	Grade	Classes		Actions
				Complete	Incomplete	
4th grade xiaohua (1 Class)		English	4	1	0	Add Class Assign Products Edit Course Delete Course

Renaissance Place *Real Time*

Home > Courses and Classes > Add Course

Add Course

Enter the course information

Course Details (*Required Field)

School*	East Elementary School ▼	OR Select Multiple Schools
Course Name*	<input type="text"/>	
Subject	--Not Selected-- ▼	
Intended Grade	--Not Selected-- ▼	

CancelSaveSave and Add

安排产品(P3) - 添加班级

3. 填好之后点Save后会出现如下页面，再点击Add Class

可根据自己偏好填好课程名称，在Primary Teacher的下拉菜单中可以选择添加教师，并勾选该班级配定的产品（根据实际购买情况而定，如您购买了Star + AR可以两个都选，也可以只选择一个，都可以自由拟定）。再点击Add Student。

Renaissance Place Real Time

Home > Courses and Classes > Add Course > View Course

ling 3rd grade
View course information and classes

School: **East Elementary School**
Course Details:

Add Class

Complete Classes (0) Incomplete Classes (0)

No classes have been added to the course.

Renaissance Place Real Time

Home > Courses and Classes > Add Course > View Course > Add Class

Add Class
Enter class information

School: **East Elementary School**
Course: **ling 3rd grade**
Course Details:

Class Details (*Required Field)

Class Name*

Primary Teacher*

Marking Period*

Products*

- ☐ Accelerated Math
- ☐ Accelerated Math 2.0
- ☒ Accelerated Reader
- ☐ English in a Flash
- ☐ MathFacts in a Flash
- ☐ STAR Custom
- ☐ STAR Early Literacy
- ☐ STAR Early Literacy Spanish
- ☐ STAR Math
- ☐ STAR Math Spanish
- ☒ STAR Reading
- ☐ STAR Reading 2

Students **Add Students**

Cancel Save

安排产品(P4)

4. 可以根据ID找到所添加的学生，或是根据年级筛选，然后点击Search就可以搜索到所添加的

Renaissance Place Real Time

Home > Courses and Classes > Add Course > View Course > Add Class

Add/Remove Students

Search for students to enroll. When enrolled students list is complete, save to complete enrollment.

Number of students: 0
Enrolled in: ling 3rd grade, English Reading Class
School: East Elementary School

Cancel Continue

Search for Student
First Name ID
Last Name Grade All Grades ▾
Search

例如，根据年级筛选后，勾选所要添加的学生点击Add，然后点击Continue，再在新页面点击Save就完成添加学生了

Renaissance Place Real Time

Home > Courses and Classes > Add Course > View Course > Add Class

Add/Remove Students

Search for students to enroll. When enrolled students list is complete, save to complete enrollment.

Number of students: 0
Enrolled in: ling 2nd grade, English Reading Class 1
School: East Elementary School

Cancel Continue

Search for Student
First Name ID
Last Name Grade 2 ▾
Search

(1-50 of 76) < Add > Previous and Next >> auto-add what is checked

Student	Grade	ID
<input type="checkbox"/> Adger, Casey	2	10066
<input type="checkbox"/> Avila, Adriana	2	10051
<input type="checkbox"/> Barnett, Prachi	2	10022
<input type="checkbox"/> Brink, Mariah	2	10055
<input type="checkbox"/> Brown, sam1	2	sam1
<input type="checkbox"/> Brown, Samantha	2	Samantha1
<input type="checkbox"/> Browning, Jenny	2	10047

Star Reading 取消 Monitor Password (P1)

1. 用Admin账号登陆后点击 Star Reading (Reading Assessment), 在下拉菜单选择 Preferences



Star Reading 取消 Monitor Password (P2)

2. 下拉至Class Preferences一栏点击Monitor Password的Edit键

School Preferences

Lexile® Measures	Set whether to include Lexile® measures in reports	Edit
------------------	--	----------------------


Class Preferences

Password Requirement	Set requirement for a monitor password to be entered before students start a test	Edit
Monitor Password	Set the monitor password for starting and stopping a test	Edit
Enterprise Tests	Set which types of STAR tests are allowed to be administered	Edit



Star Reading 取消 Monitor Password (P3)

2. 在新跳转页面中将需取消monitor password的班级取消勾选并点击Save Changes即可。

 STAR[™]
Reading

[< Back](#)

Password Requirement

Set requirement for a monitor password to be entered before students start a test

Setting for *all groups in East Elementary School*

Save Changes

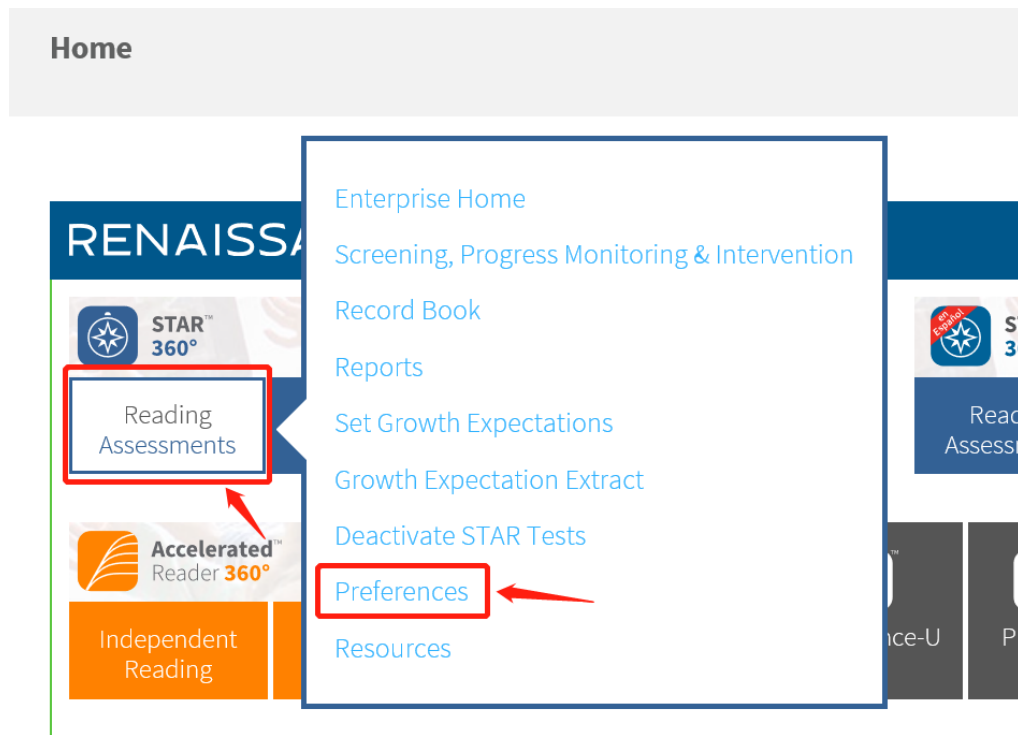
Undo Changes

Set All...

Class	Setting
4th grade Angel 3	<input type="checkbox"/> Monitor password required
4th Grade Demo	<input type="checkbox"/> Monitor password required
4th grade xiaohua	<input checked="" type="checkbox"/> Monitor password required

Star Reading 修改默认的 Monitor Password (P1)

1. 用Admin账号登陆后点击 Star Reading (Reading Assessment), 在下拉菜单选择 Preferences



Star Reading 修改默认的 Monitor Password (P2)

2. 下拉至Class Preferences一栏点击Monitor Password的Edit键


Class Preferences

Password Requirement	Set requirement for a monitor password to be entered before students start a test	Edit
Monitor Password	Set the monitor password for starting and stopping a test	Edit
Enterprise Tests	Set which types of STAR tests are allowed to be administered	Edit

Star Reading 修改默认的 Monitor Password (P3)

3. 在新页面中选择Setting For的学校

4. 如需修改所有课程及班级的Monitor Password请点选All Classes and Groups，或可单选个别课程或班级

 STAR[™]
Reading

[< Back](#)

Monitor Password

Set the monitor password for starting and stopping a test

Setting for

all groups in East Elementary School

Save Changes

Undo Changes

Set All...

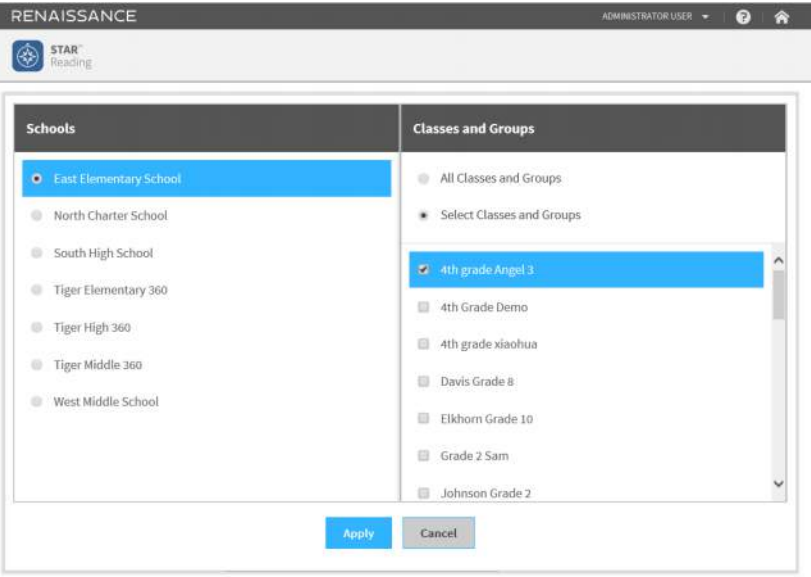
Class	Setting
-------	---------

Schools	Classes and Groups
<div><input checked="" type="radio"/> East Elementary School</div>	<div><input type="radio"/> All Classes and Groups</div>
<div><input type="radio"/> North Charter School</div>	<div><input type="radio"/> Select Classes and Groups</div>
<div><input type="radio"/> South High School</div>	<div><input checked="" type="checkbox"/> 4th grade Angel 3</div>
<div><input type="radio"/> Tiger Elementary 360</div>	<div><input checked="" type="checkbox"/> 4th Grade Demo</div>
<div><input type="radio"/> Tiger High 360</div>	<div><input checked="" type="checkbox"/> 4th grade xiaohua</div>
<div><input type="radio"/> Tiger Middle 360</div>	<div><input checked="" type="checkbox"/> Davis Grade 8</div>
<div><input type="radio"/> West Middle School</div>	

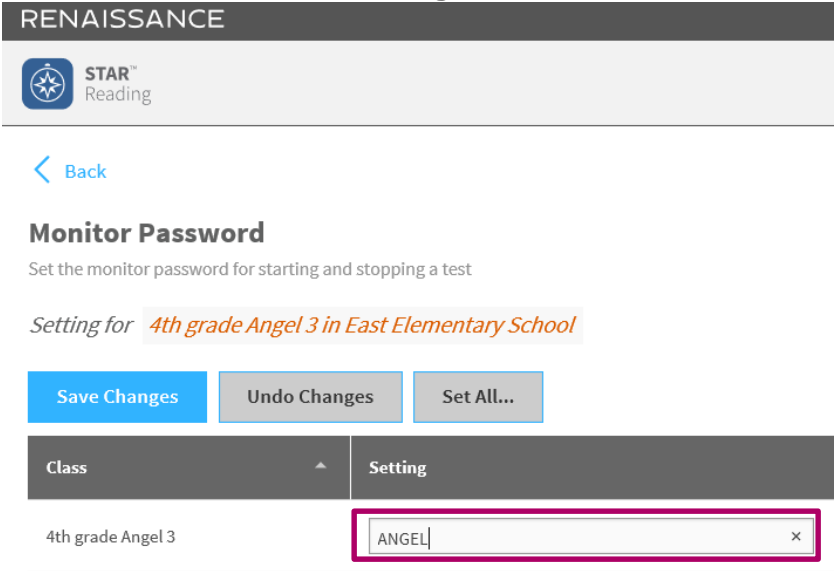
可以选择单个班级

Star Reading 修改默认的 Monitor Password (P4)

5. 勾选单个班级后点击Apply

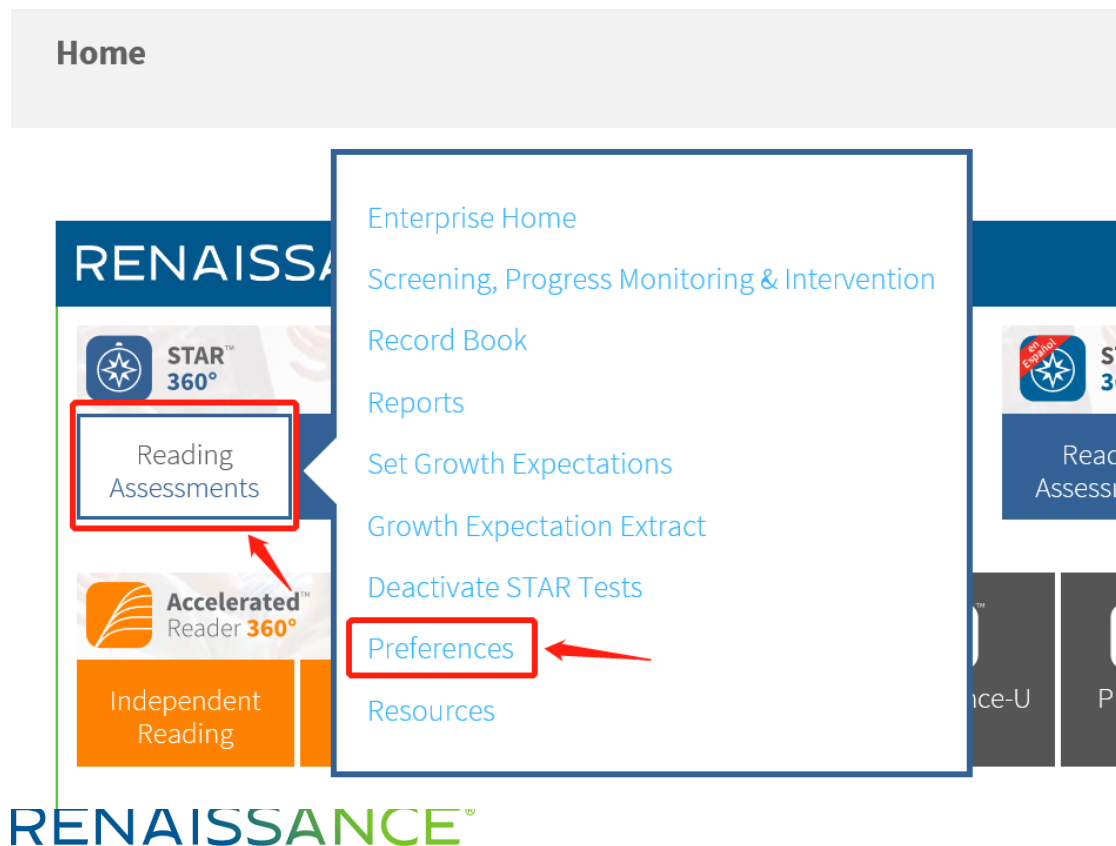


6. 在如下截图中即可修改密码 再点击Save Changes



Star Reading 报告显示蓝思值 (P1)

1. 用Admin账号登陆后点击 Star Reading (Reading Assessment), 在下拉菜单选择 Preferences



Star Reading 报告显示蓝思值（P2）


2. 在School Preferences一栏点击Lexile Measures的Edit键

RENAISSANCE

ADMINISTRATOR USER

?

⌂

 STAR[™]
Reading

[< Back](#)

Preferences

District Preferences

Ohio Third Grade Reading Proficiency Assessment	Set to enable this assessment to be assignable	Edit
Enterprise Tests	Set which types of STAR tests are allowed to be administered	Edit


School Preferences

Lexile [®] Measures	Set whether to include Lexile [®] measures in reports	Edit
------------------------------	--	----------------------

Star Reading 报告显示蓝思值（P3）

3. 勾选需要显示蓝思值的学校（即您自己的学校）后点击**Save Changes**，方可在报告上看到蓝思值。
*需要注意的是，如果这里勾选了蓝思，那么AR对应的书本难度设置也自动从ATOS(AR)变为蓝思。

RENAISSANCE

 **STAR™**
Reading

[< Back](#)

Lexile® Measures
Set whether to include Lexile® measures in reports

Setting for *Select a learning unit*

Save Changes

Undo Changes

Set All...

School	Setting
East Elementary School	<input checked="" type="checkbox"/> Include Lexile® measures
North Charter School	<input checked="" type="checkbox"/> Include Lexile® measures
South High School	<input type="checkbox"/> Include Lexile® measures

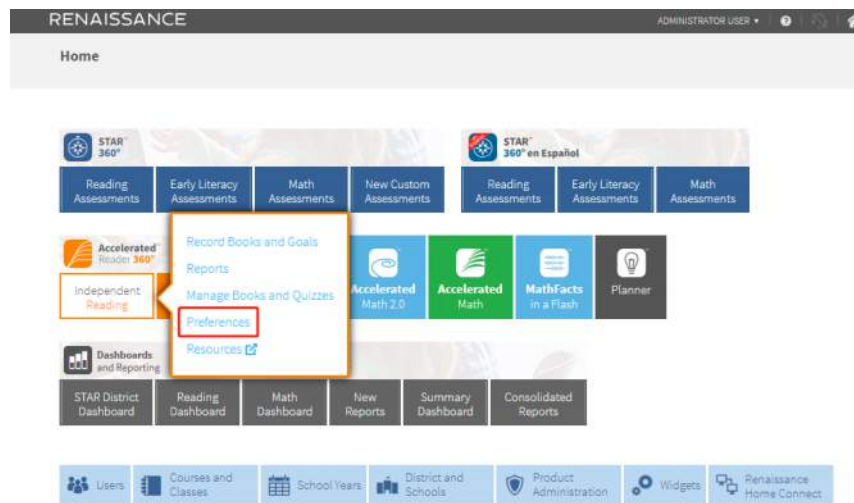
AR 取消周末不可测试的限制(P.1)

网站原始设定是周末AR测试不可做，所以周末需要使用就需要修改设置。

视频教学：

英文说明连结：<https://help.renaissance.com/AR/EditDateTimePrefs>

1. 从首页进去点选Preference



2. 点选Date and Time Restriction



AR 取消周末不可测试的限制(P.2)

1. 必须先点选**Edit Date and Time Restrictions**才能更改设定，在**Weekend Restriction**确定是**Disable**状态，代表成功把周末不能做AR一项移除

2. 点选**Edit Date and Time Restrictions**后，想让学生在周末也可以做AR的话，记得在**Weekend restriction**这里**不要打勾**，如下图

View Date and Time Restriction Preferences

View the preferences or select the edit link

School: East Elementary School ▼

[Edit Date and Time Restrictions](#)

Preference	Settings
Date Restrictions Restrict student quizzing before and after the specified dates.	Before Date: Off After Date: Off
Time Restrictions Restrict student quizzing before and after the specified times.	Before Time: Off After Time: Off
Weekend Restrictions Restrict student quizzing on Saturday and Sunday.	Weekend Restrictions: Disabled
Monitor Override Determine whether the monitor password can be used to override Date and Time restrictions.	Allow monitor password to override Date and Time Restrictions.

Edit Date and Time Restriction Preferences

Edit the preferences and click [Save]

School: East Elementary School

Preference	Edit Settings
Date Restrictions Restrict student quizzing before and after the specified dates.	<input type="checkbox"/> Before Date 8/25/2018 <input type="button" value="📅"/> <input type="checkbox"/> After Date 8/25/2018 <input type="button" value="📅"/>
Time Restrictions Restrict student quizzing before and after the specified times.	<input type="checkbox"/> Before Time 7:24 PM <input type="checkbox"/> After Time 7:24 PM
Weekend Restrictions Restrict student quizzing on Saturday and Sunday.	<input type="checkbox"/> Weekend Restrictions Enabled
Monitor Override Determine whether the monitor password can be used to override Date and Time restrictions.	<input checked="" type="checkbox"/> Allow monitor password override of Date and Time Restrictions

正确

AR 给学生设置目标(P.1)

根据STAR阅读分数和选定的每日阅读时间自动计算并调整学生目标。

The screenshot displays the Renaissance Accelerated Reader 360 interface. The top navigation bar includes the 'RENAISSANCE' logo, a user profile for 'ADMINISTRATOR USER', and a home icon. The main content area is divided into two sections. On the left, a sidebar menu lists various tools: STAR 360, Accelerated Reader 360, Independent Reading, Dashboards and Reporting, and a bottom row of icons for Users, Courses and Classes, School Years, District and Schools, Product Administration, Widgets, and Renaissance Home Connect. The 'Accelerated Reader 360' section is expanded, showing a sub-menu with 'Record Books and Goals', 'Reports', 'Manage Books and Quizzes', 'Preferences', and 'Resources'. The 'Record Books and Goals' option is highlighted with a red box. On the right, the 'Record Books and Goals' page is shown. It includes a 'Go To' section with a red arrow pointing to 'Record Books and Goals'. Below this, there are dropdown menus for 'School' (set to 'East Elementary School') and 'Class' (set to 'EIAF, EIAF, 2018 - 2019'). The main content area contains two tables: 'Class Record Book' and 'Other Activities'. The 'Class Record Book' table lists various reading practice goals and quizzes, each with a description. The 'Other Activities' table lists 'Teams' and 'Points Management' with their respective descriptions.

RENAISSANCE ADMINISTRATOR USER

Home

STAR 360

STAR 360 en Español

Reading Assessments Early Literacy Assessments Math Assessments New Custom Assessments

Accelerated Reader 360

Independent Reading

Dashboards and Reporting

STAR District Dashboard Reading Dashboard Math Dashboard New Reports Summary Dashboard Consolidated Reports

Users Courses and Classes School Years District and Schools Product Administration Widgets Renaissance Home Connect

Accelerated Reader 360

Home > Record Books and Goals

Return to Home

Go To

Record Books and Goals

Reports

Manage Books and Quizzes

Preferences

Resources

School: East Elementary School

Class: EIAF, EIAF, 2018 - 2019

Class Record Book	Description
Reading Practice Quizzes	View students' Reading Practice Quiz results.
Reading Practice Goals	Review and adjust student goals automatically calculated from STAR Reading scores and selected Daily Reading Time.
Reading Practice Certifications	See students' progress toward achieving certification goals.
Vocabulary Practice Quizzes	View students' Vocabulary Practice Quiz results.
Literacy Skills Quizzes	View students' Literacy Skills Quiz results.
Other Reading Quizzes	View students' Other Reading Quiz results.

Other Activities	Description
Teams	Create teams of students and generate reports showing their progress toward achieving Reading Practice goals.
Points Management	Monitor points students earn, use, and are awarded.

AR 给学生设置目标(P.2)

Record Books and Goals

Select the class and then the record book you would like to work in

School: East Elementary School ▼

Class: EIAF, EIAF, 2018 - 2019 ▼

根据STAR阅读分数和选定的
每日阅读时间自动计算并调
整学生目标。

Class Record Book	Description
Reading Practice Quizzes	View students' Reading Practice Quiz results.
Reading Practice Goals	Review and adjust student goals automatically calculated from STAR Reading scores and selected Daily Reading Time.
Reading Practice Certifications	See students' progress toward achieving certification goals.
Vocabulary Practice Quizzes	View students' Vocabulary Practice Quiz results.
Literacy Skills Quizzes	View students' Literacy Skills Quiz results.
Other Reading Quizzes	View students' Other Reading Quiz results.

Other Activities	Description
Teams	Create teams of students and generate reports showing their progress toward achieving Reading Practice goals.
Points Management	Monitor points students earn, use, and are awarded.

AR 给学生设置目标(P.3)

Accelerated Reader 360
Home > Record Books and Goals > Class

Edit Reading Practice Goals
Set individual reading practice goals based on a student's reading ability

Class: Training, 1st Grade, 2018 - 2019
Marking Period: 2018 - 2019 Select Marking Periods

Set Student Goals

- Review Average % Correct Goal: 85% Update all students
- Select minutes of Daily Reading Time: None Update all students
- Default point goals are based on Daily Reading Time and each student's GE
- 3 students have new STAR Reading scores; selecting a more recent GE recalculates the ZPD and point goal
- Adjust goals as necessary based on your knowledge of the student
- Resources: Goal Setting Best Practices | AR Goal Calculator

Cancel Save

Student	Grade	GE (Test Date)	Suggested ZPD	Average % Correct Goal	Actual	Daily Reading Time Goal	Points Earned	% of Goal	Average Book Level	Actual
Becker, Alexander	1	13.0 (12/12/2018)	5.0 - 13.0	85%	60.0%	25 min	192.4	0.3	1.1%	2.1
Becker, Andrea	1	8.7 (11/26/2018)	4.6 - 8.7	85%	--	25 min	132.2	--	--	--
Becker, Beth	1	5.6 (11/19/2018)	3.8 - 5.8	85%	--	25 min	85.2	--	--	--
Becker, Carol	1	4.6 (12/19/2018)	3.2 - 5.1	85%	--	25 min	74.7	--	--	--
Becker, David	1	5.0 (12/18/2018)	3.4 - 5.4	85%	73.3%	25 min	77.0	1.0	1.2%	2.8
Becker, Eileen	1			85%	--	25 min	50.0	--	--	--
Becker, Felix	1			85%	--	25 min		--	--	--
Becker, Harold	1	13.0 (3/7/2019)	5.0 - 13.0	85%	--	25 min	192.4	--	--	--
Becker, Jack	1			85%	60.0%	25 min		1.2	--	3.9
Becker, Jim	1			85%	--	25 min		--	--	--
Becker, Kathy	1	3.9 (11/14/2018)	3.0 - 4.4	85%	--	25 min	63.0	--	--	--
Becker, Louise	1	1.7 (12/20/2018)	1.7 - 2.7	85%	100.0%	25 min	41.9	0.5	1.1%	1.6
Becker, Patty	1			85%	--	25 min		--	--	--
Becker, Paul	1			85%	--	25 min		--	--	--
Becker, Phil	1	1.3 (4/11/2019)	1.3 - 2.3	85%	100.0%	25 min	39.3	0.5	1.2%	1.5

Accelerated Reader 360
Home > Record Books and Goals > Class

Select Class Marking Periods
Select marking periods to be used with the selected class

Class: Training, 1st Grade, 2018 - 2019
Class Marking Period: 2018 - 2019
Dates: 10/13/2018-10/12/2019

Marking Periods Selected for this Class

Marking Period	Type	Start Date	End Date	Action
2018 - 2019	Full School Year	10/13/2018	10/12/2019	Remove

Cancel Save

Available School Marking Periods

Marking Period	Type	Start Date	End Date	Action
2018 - 2019	Full School Year	10/13/2018	10/12/2019	Select
1st Quarter	Quarter	10/13/2018	12/27/2018	Select
2nd Quarter	Quarter	12/28/2018	3/29/2019	Select
3rd Quarter	Quarter	3/30/2019	6/27/2019	Select
4th Quarter	Quarter	6/28/2019	10/12/2019	Select

Marking Periods cannot overlap.

Marking Period的更改会影响达成目标的时长，可按需要选一年 / 一个季度

可选择项目：

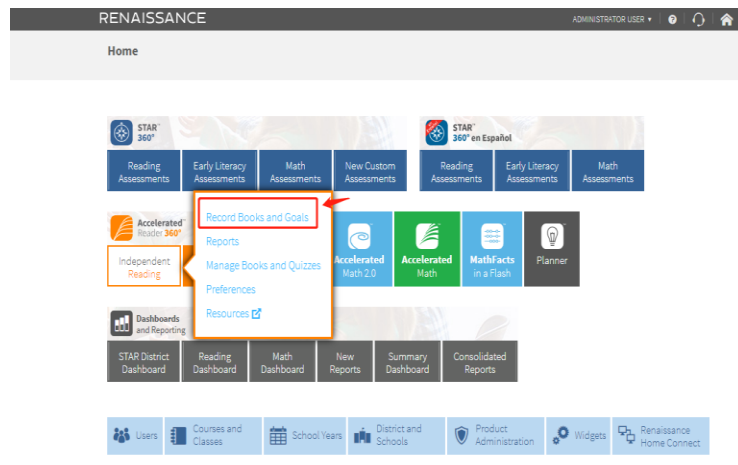
1. 使用哪一次Star Reading的数据作为订目标的依据
2. 选择每天想为学生安排的阅读时间，系统会自动计划每天阅读量 x Marking period里的长度，生成阅读量目标
3. 答题正确率（选择以后学生必须要通过设定的正确率才可以获得points），一般原始设定为85%

AR 删除已测quiz (P.1)

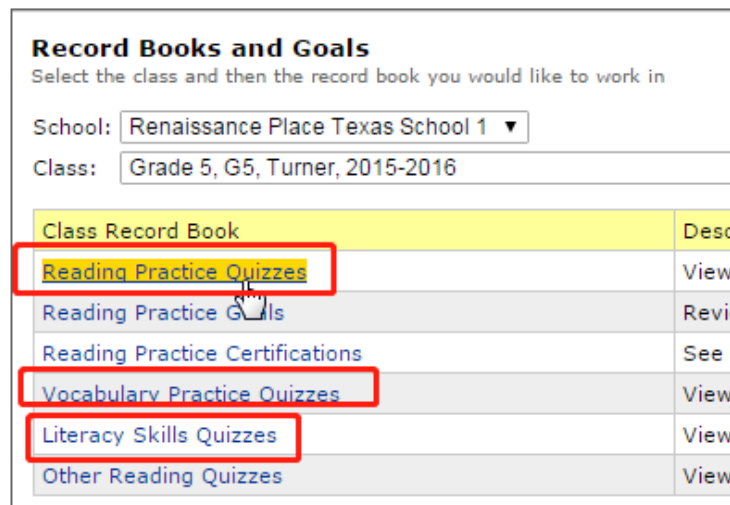
首页 > Independent Reading > Record Books and Goals
> 点选学生 > 点选书目 > Delete

一般不建议老师删除AR测试，原因是AR测试设计是只要看过书并看懂了正常都能合格，因此允许重覆做题有可能导致学生猜题而合格，无法准确监测学生阅读进度。然而，如果学生重读该书而老师希望删除测试，请参考指示

1. 点击Record Books and Goals



2. 选择需要删除的Quiz类型，如Reading Practice / Vocabulary Practice / Literacy Practice



AR 删除已测quiz (P.2)

3. 选择班上需要进行删除AR quiz的学生

View Reading Practice Quizzes Record Book
Select a student name to view details

Class:

Student	Grade	Latest Quiz Results		
		Date	Title	Score
Banks, Carter	5	8/26/2015	Archer's Quest	90.0 % ✓
Bowen, Daniel	5	8/26/2015	Archer's Quest	90.0 % ✓
Brooks, Dylan	5	8/27/2015	Archer's Quest	90.0 % ✓

4. 选择需要删除的AR quiz 并按Delete，完成！

View Student Reading Practice Quiz Records

Class: **Grade 5, G5, Turner, 2015-2016**
Student:

	Reading Practice Quiz	Score	Points	ATOS BL	Date	Actions
✓	106501 EN Archer's Quest	9/10	4.5	4.6	8/26/2015	Delete TOPS
✓	40670 EN Harry Potter and the Goblet of Fire	17/20	27.2	6.8	8/23/2015	Delete TOPS

AR 显示蓝思值

一旦在SR选择了蓝思值，AR也会自动变成蓝思值，无法同时显示ATOS及蓝思，如果想知道每本书的ATOS值，建议可去Bookfinder网站按每本书查看。

如需修改SR的蓝思值/Atos显示，请参考说明书中的（ [Star Reading 报告显示蓝思值](#) ）

AR bookfinder(UK):

[https://www.arbookfind.co.uk/
UserType.aspx](https://www.arbookfind.co.uk/UserType.aspx)

AR bookfinder(US):

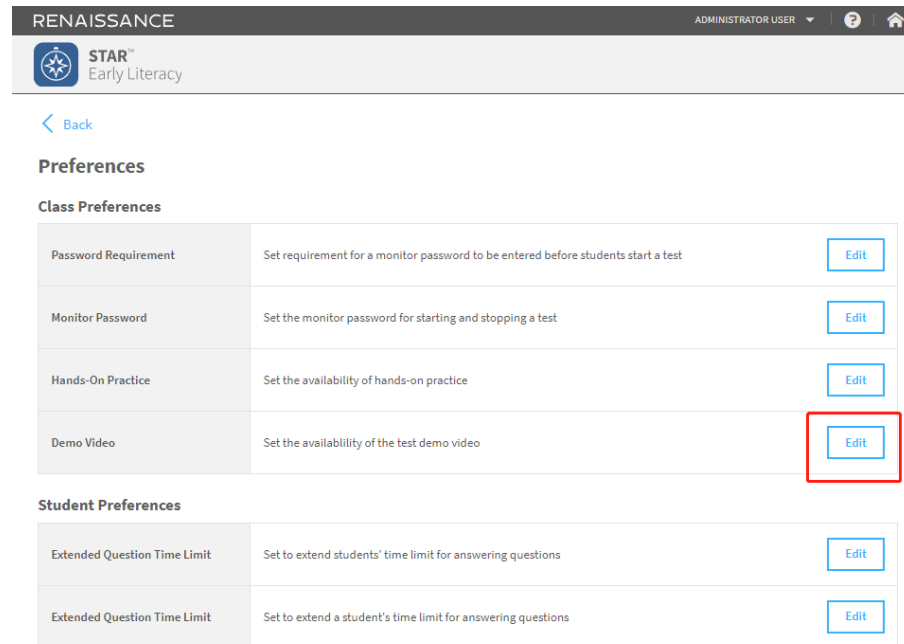
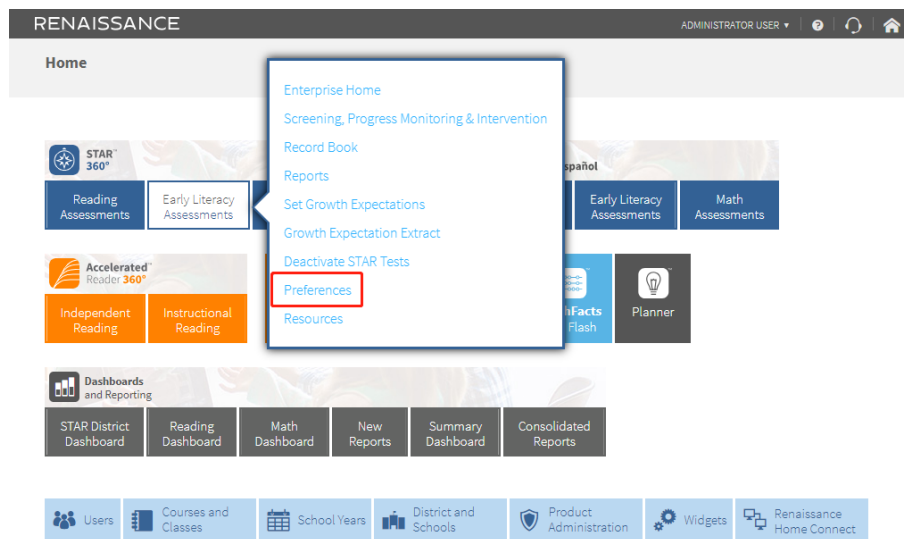
[https://www.arbookfind.com/d
efault.aspx](https://www.arbookfind.com/default.aspx)

Star Early 取消鼠标使用指导视频P.1

系统原始设定为当学生第一次登入做Star Early Literacy时，会有一个鼠标键盘使用的指导视频，如果需要移除的话可以从Star Early Literacy的Preference上取消

1. 首页上选择Star Early Literacy的视频

2. 在Demo Video选择Edit



Star Early 取消鼠标使用指导视频P.2

RENAISSANCE ADMINISTRATOR USER ?

STAR[™] Early Literacy

< Back

Demo Video
Set the availability of the test demo video

Setting for *all groups in North Charter School*

Save Changes Undo Changes Set All...

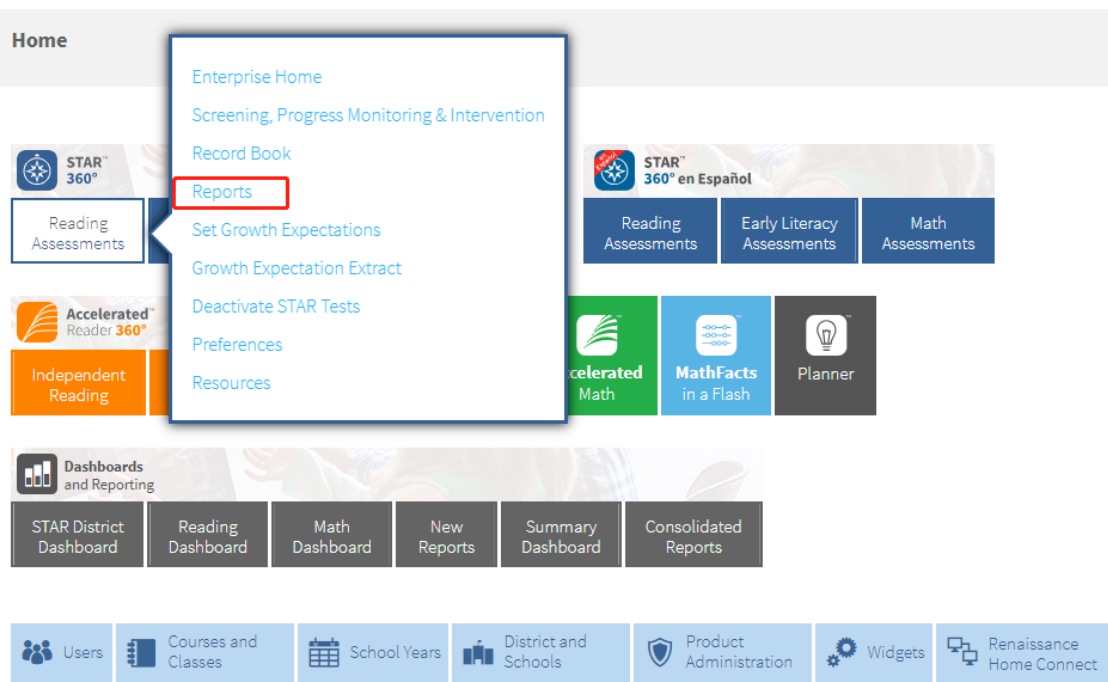
Class	Setting
101	<input type="radio"/> Available until first test is completed <input checked="" type="radio"/> Always off
102	<input type="radio"/> Available until first test is completed <input checked="" type="radio"/> Always off
103	<input type="radio"/> Available until first test is completed <input checked="" type="radio"/> Always off
104	<input type="radio"/> Available until first test is completed <input checked="" type="radio"/> Always off
105	<input type="radio"/> Available until first test is completed <input checked="" type="radio"/> Always off
106	<input type="radio"/> Available until first test is completed <input checked="" type="radio"/> Always off
107	<input type="radio"/> Available until first test is completed <input checked="" type="radio"/> Always off
108	<input type="radio"/> Available until first test is completed <input checked="" type="radio"/> Always off
109	<input type="radio"/> Available until first test is completed <input checked="" type="radio"/> Always off
10A	<input type="radio"/> Available until first test is completed <input checked="" type="radio"/> Always off
10B	<input type="radio"/> Available until first test is completed <input checked="" type="radio"/> Always off

1. 选择设定需要的班级，
从Setting for那选择好
班级后，更改以下设定

2. 选择Always off

3. Save change后完成设定

老师如何打印Star Reading报告P.1



点击 Reading Assessments 目录框中的 Report，进入选择报告的界面

老师如何打印Star Reading报告P.2

Diagnostic（诊断报告）是根据孩子做过的STAR测试，得出的分析报告，评定孩子的阅读级别水平，并能给出不同阅读领域的阅读技能得分，以反映出学生在CCSS（美国共同核心州立标准）规定的各领域的阅读熟练程度，并提供与之相适应的ZPD（推荐阅读范围）。

Instructional Planning-Student（教学计划-学生个人）是为了提高孩子的IRL（学习指导阅读级别）和不同阅读领域的阅读实力，报告列举了应当学习的Suggested Skill（建议技巧）。

Frequently Used Reports	
Reports	Description
Diagnostic	Presents diagnostic and skill information for an individual student.
Growth	Shows growth for a group of students over time, with emphasis on SGP—Student Growth Percentile.
Instructional Planning - Class	Provides list of recommended skills for class or group instruction based on most recent assessment.
Instructional Planning - Student	Provides list of recommended skills for individualized instruction based on most recent assessment.
Screening	Graphs students' placement above/below benchmarks based on STAR scores.
Student Progress Monitoring	Graphs an individual student's progress toward goal.
Summary	Summarizes student test results for a specific date range.
Additional Reports	
Reports	Description
Annual Progress	Graphs student progress over a school year.
Growth Proficiency Chart	Plots Student Growth Percentiles SGP and proficiency on a quadrant graph; companion to the Growth Report.
Longitudinal	Shows growth over multiple years.
Parent - English	Presents informational letter, in English, for parents and guardians.
Parent - Spanish	Presents informational letter, in Spanish, for parents and guardians.
Reading Range	Provides reading range information for each student.
State Performance - Class	Graphs the percent of students on the pathway to proficiency on the Forward Exam Test. Previously known as the Group Performance Report.
State Performance - Student	Graphs a student's pathway to proficiency on the Forward Exam Test. Previously known as the Student Performance Report.
State Standards - Class	Groups students by estimated mastery of State Standards or Common Core State Standards based on STAR Enterprise scaled score.
State Standards - District	Estimates mastery of State Standards or Common Core State Standards for groups of students based on STAR Enterprise scaled score.
State Standards - Student	Estimates a student's mastery of State Standards or Common Core State Standards based on STAR Enterprise scaled score.
Test Activity	Shows students who have and have not tested during a specific date range.
Test Record	Shows individual results for tests taken within a specific date range.

- 在选择报告的界面中，许多种类的报告，请点击需要查看的报告。常用报告一般有：
- Diagnostic**（诊断报告）
- Instructional Planning-Student**（学生规划发展报告）

老师如何打印Star Reading报告P.3 (Diagnostic report)

点击 Diagnostic 选项后会进入到 **Report Options** 报告选项的界面，在这里可以对报告详情进行设置。

Diagnostic (诊断报告) 是根据孩子做过的STAR测试，得出的分析报告，评定孩子的阅读级别水平，并能给出不同阅读领域的阅读技能得分，以反映出学生在CCSS（美国共同核心州立标准）规定的各领域的阅读熟练程度，并提供与之相适应的ZPD（推荐阅读范围）。

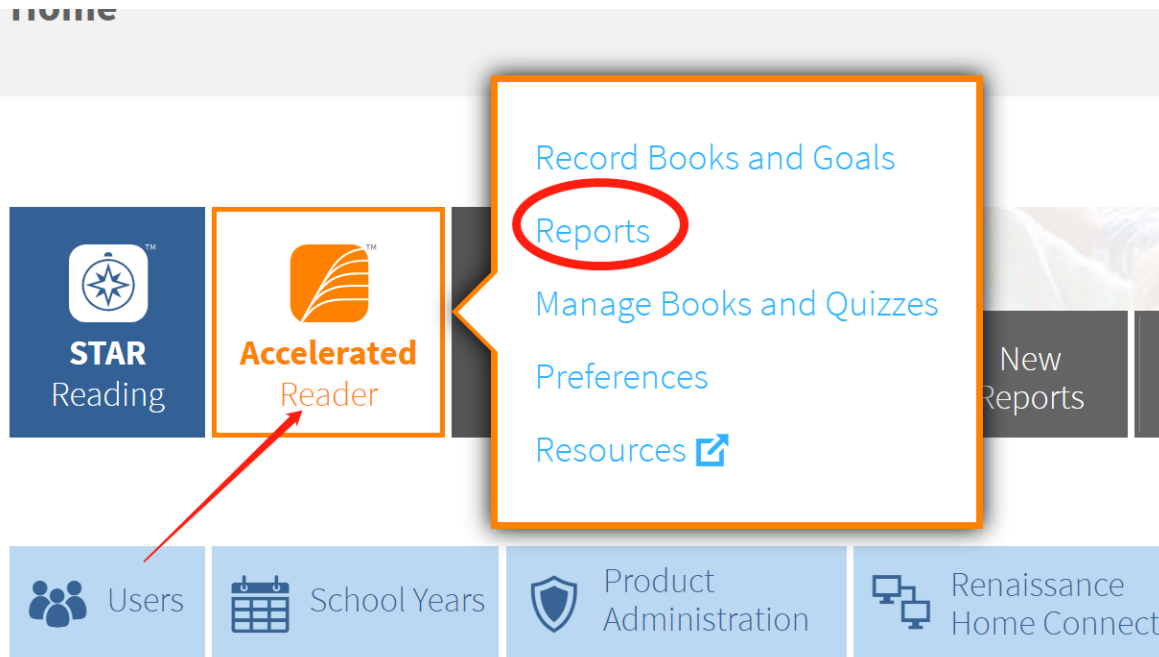
Customization Options	
Select Students	<div>All Classes</div> <div>Or Select Specific: Students Classes Groups</div>
Reporting Parameter Group	<div>All Demographics [Default]</div> <div>Or Create New or Edit Selected</div>
Reporting Period	<div><input checked="" type="radio"/> Predefined Date Range: 2018 - 2019</div> <div><input type="radio"/> Custom Dates: 10/16/2018 to 10/15/2019</div>
Benchmark	<div>School Benchmark</div>
Use Trend Score	<div><input checked="" type="radio"/> Use Trend Score for student's suggested skills</div> <div><input type="radio"/> Use most recent test</div>
Show Grade Equivalent	<div><input checked="" type="radio"/> Yes</div> <div><input type="radio"/> No</div>
Show Skill Area Scores	<div><input checked="" type="radio"/> Yes</div> <div><input type="radio"/> No</div>
Show Student ID	<div><input checked="" type="radio"/> Yes</div> <div><input type="radio"/> No</div>
Group By	<div><input type="radio"/> Class</div> <div><input type="radio"/> Grade</div> <div><input type="radio"/> Teacher</div> <div><input checked="" type="radio"/> Do Not Group</div>
Sort By	<div><input checked="" type="radio"/> Last Name</div> <div><input type="radio"/> ID</div>
Print Report Options	<div><input checked="" type="checkbox"/> Print the selected report options on the report</div>
<div>Cancel View Report</div>	

选择需要打报告的学生 / 班级

Diagnostic报告中Show Skill Area 要选 Yes，才能看到详细报告

点击 **View Report** 查看报告，就可以看到最终测试结果

老师如何打印AR报告

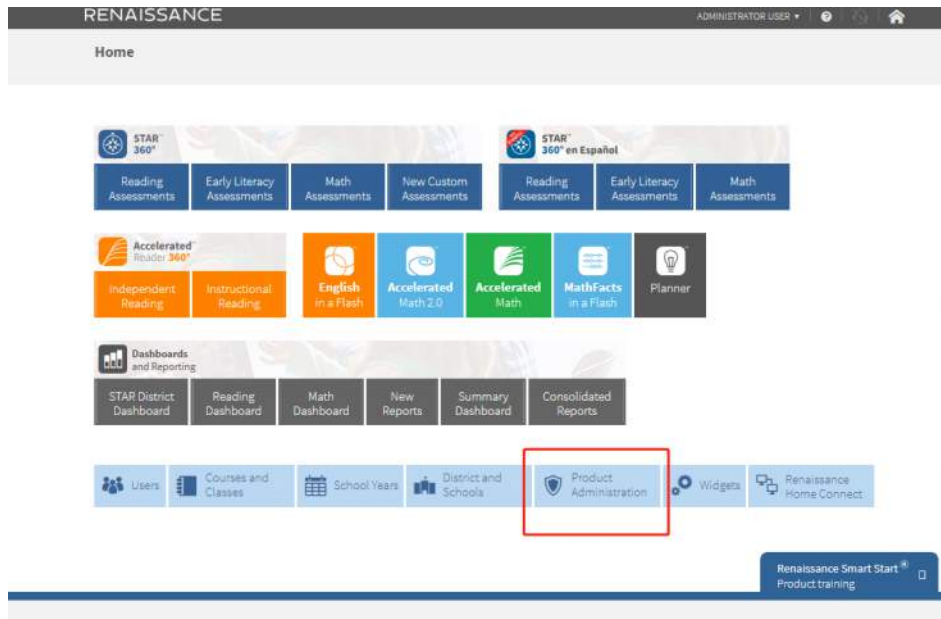


管理员或老师账户点击
Accelerated Reader
中的 **Report**，进入选
择报告的界面 然后选
择适合的报告和学生，
就可以打印报告

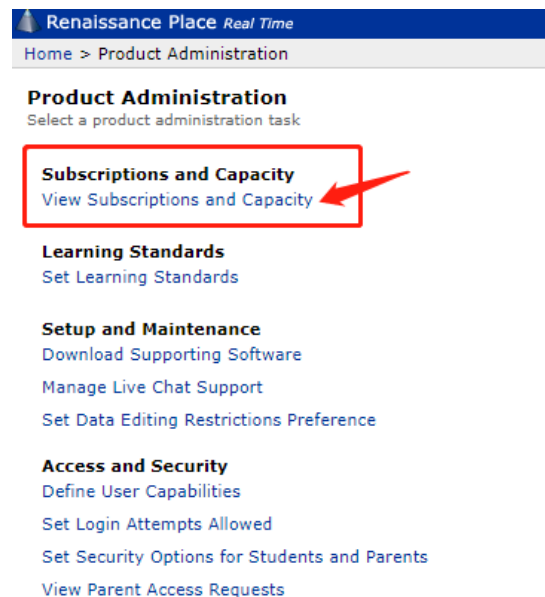
如何查看产品信息(有效期、学生账号数)

英文说明书连结：<https://help.renaissance.com/RP/ViewSubscriptionsCapacity>

1. 从首页进去点选Product Administration



2. 点选View Subscription and Capacity 查看网站帐号及合同期限等信息



如何查看产品信息(有效期、学生账号数)P.2

RENAISSANCE

Subscriptions & Capacity

View Subscriptions: Present View Products: All Products

School Level

East Elementary School

Accelerated Math
Subscription Period: 08/01/2018 - 07/31/2019 | Model: Enterprise
240 available out of 240 total (0 used) | [Purchase Add-On Capacity](#)

Accelerated Math v2.0
Subscription Period: 08/01/2018 - 07/31/2019 | Model: Enterprise
216 available out of 240 total (24 used) | [Purchase Add-On Capacity](#)

Star Custom
Subscription Period: 08/01/2018 - 07/31/2019 | Model: Enterprise
450 available out of 450 total (0 used) | [Purchase Add-On Capacity](#)

Star Early Literacy
Subscription Period: 08/01/2018 - 07/31/2019 | Model: Enterprise
447 available out of 450 total (3 used) | [Purchase Add-On Capacity](#)

Star Math
Subscription Period: 08/01/2018 - 07/31/2019 | Model: Enterprise
448 available out of 450 total (2 used) | [Purchase Add-On Capacity](#)

Star Reading
Subscription Period: 08/01/2018 - 07/31/2019 | Model: Enterprise
447 available out of 450 total (3 used) | [Purchase Add-On Capacity](#) 已使用

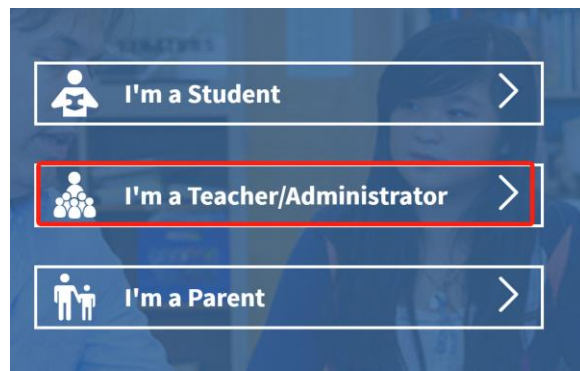
可查看信息:

如要看前一个年度或是后一个年度, 记得在View Subscription一栏点选Past 或是Present

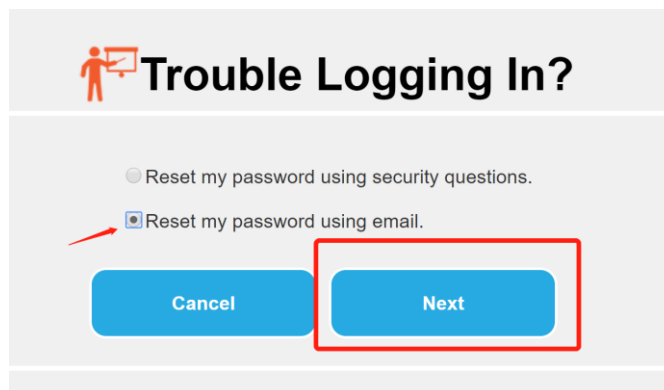
1. 网站使用期限
2. 帐号数量
3. 已使用数及余下帐号数

忘记密码-通过邮箱找回(P1)

1. 老师或管理员忘记密码，请在浏览器中输入您的网址，然后选择I'm a Teacher/Administrator, 然后选择下方Forgot Your User Name or Password

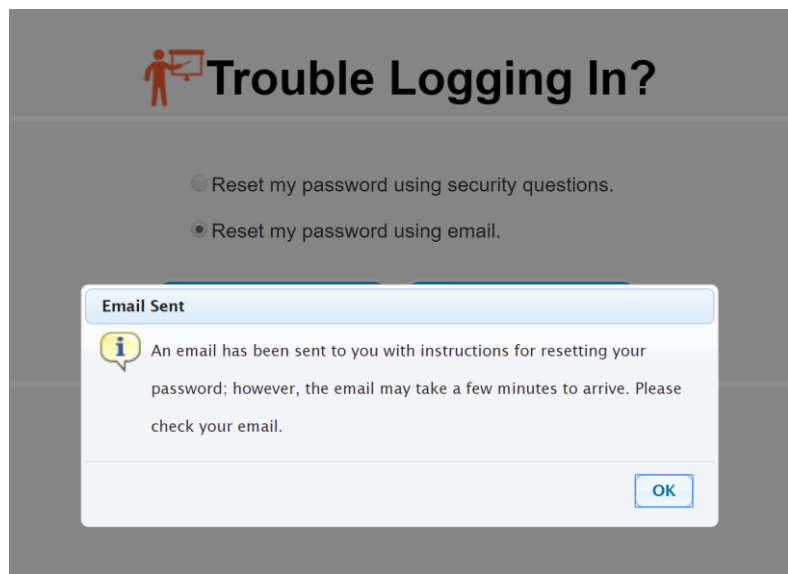


2. 输入用户登入名，点Next，然后选择Reset my password using email, 就会收到重新设置密码的邮件



忘记密码-通过邮箱找回(P2)

3. 请去邮箱查收验证邮件，然后点击邮件中的[click here](#)，进入网页输入新密码两次，点击Save即可修改为新密码



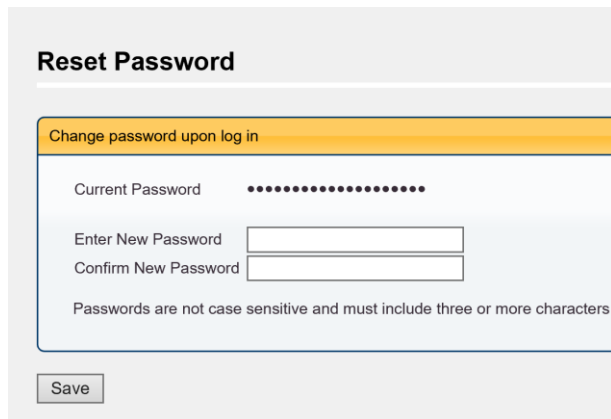
Dear Lesheng Rui,

You have submitted a request to reset your Renaissance Place password.

To do so, [click here](#).

If you are unaware of this request, please contact your administrator.

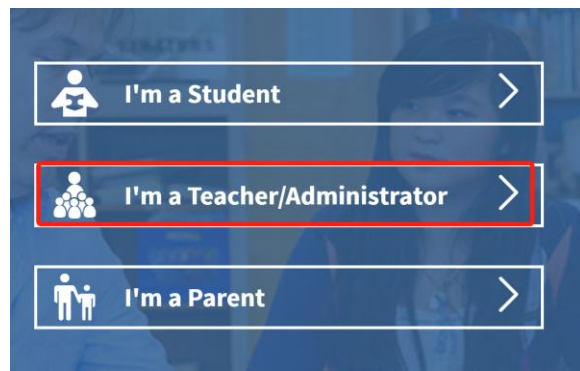
Thank you.



忘记密码-通过安全验证问题找回(P1)

1. 老师或管理员忘记密码，请在浏览器中输入您的网址，然后选择I'm a Teacher/Administrator，然后选择下方Forgot Your User Name or Password

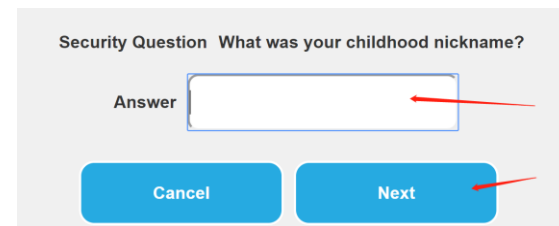
2. 输入用户登入名，点Next，然后选择Reset my password using security questions, 正确回答设置过的安全提示问题，就可以跳转至重新设置密码的页面



Screen showing login options: I'm a Student, I'm a Teacher/Administrator (highlighted with a red box), and I'm a Parent.



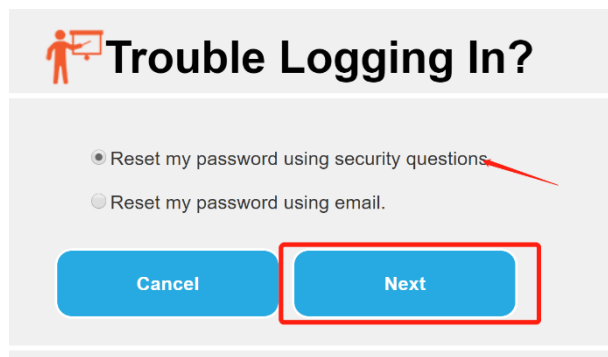
Screen titled "Trouble Logging In?". It asks for the user name to reset the password. The user name "Rle" is entered. The "Next" button is highlighted with a red box.



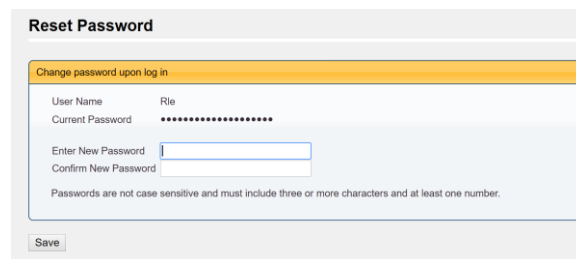
Screen titled "Security Question". It asks "What was your childhood nickname?". The answer field is empty. The "Next" button is highlighted with a red box.



Screen titled "Teacher/Administrator". It shows fields for User Name and Password, and a "Log In" button. The "Forgot Your User Name or Password?" link is highlighted with a red box.



Screen titled "Trouble Logging In?". It offers two options to reset the password: "Reset my password using security questions" (selected with a red arrow) and "Reset my password using email". The "Next" button is highlighted with a red box.

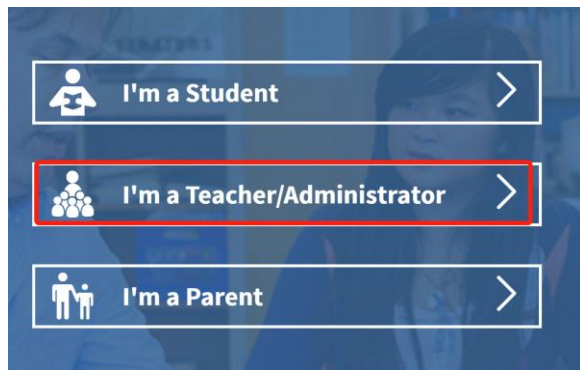


Screen titled "Reset Password". It shows fields for User Name, Current Password, Enter New Password, and Confirm New Password. The "Save" button is visible at the bottom.

忘记登入名了怎么办

1. 老师或管理员忘记登入名，请在浏览器中输入您的网址，然后选择I'm a Teacher/Administrator, 然后选择下方Forgot Your User Name or Password

2. 点击Forgot Your User Name 然后输入邮箱，就会跳出确认页面。然后去邮箱查收邮件，就可以在邮件中看到用户名了



Selection screen for login roles:

- I'm a Student
- I'm a Teacher/Administrator** (highlighted with a red box)
- I'm a Parent



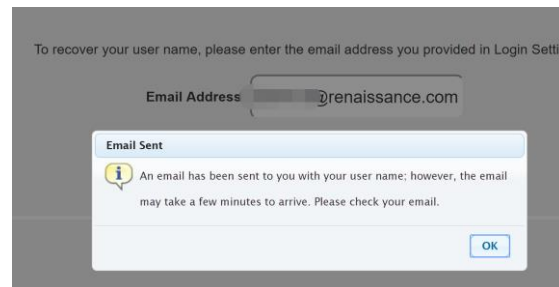
Trouble Logging In? screen:

To reset your password, please enter the user name you use to log in to Renaissance Place.

User Name

Forgot Your User Name? (highlighted with a red box and an arrow pointing to it)

Cancel Next (Next button highlighted with a red box)



Email Sent confirmation screen:

To recover your user name, please enter the email address you provided in Login Settings.

Email Address

Email Sent

An email has been sent to you with your user name; however, the email may take a few minutes to arrive. Please check your email.

OK



Teacher/Administrator login screen:

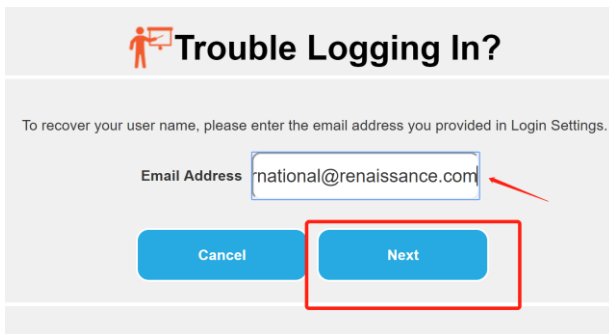
User Name

Password

Log In

Forgot Your User Name or Password? (highlighted with a red box)

Change Your Role | Knowledge Base



Trouble Logging In? screen:

To recover your user name, please enter the email address you provided in Login Settings.

Email Address

Cancel Next (Next button highlighted with a red box and an arrow pointing to it)

Dear Lesheng Rui,

You have requested that your Renaissance Place user name be sent to you.

User Name: RLc

If you are unaware of this request, please contact your administrator.

Thank you.

为什么看不到使用说明上的某些选项呢？

不同的管理员/老师账号有不同的权限，如果某些老师账号无法找到或选择使用说明上面的选项，那么请用最初发给您网站时一并发送的终极管理员账号操作！

如何批量导入学生信息（P1）

1. 在浏览器中输入您收到的网址，然后选择I'm a Teacher/Administrator，输入您**最初**收到的管理员用户名和密码，登入

I'm a Student >

I'm a Teacher/Administrator >

I'm a Parent >

Teacher/Administrator

User Name Rle

Password ...

Log In >

2. 点击Users，然后选择Import Information，然后点击Choose File，选择本地CSV文档，点Next，就可以一步一步上传，表格填写参考下一页，表格模板链接如下：

Dashboards and Reporting

STAR District Dashboard Reading Dashboard Math Dashboard

Users Courses and Classes Schedule

Select Import File
Read the tips below, select the import file, and then s

To help you get started

- Files exported from desktop Renaissance Lea
- For flat files (delimited or Excel files), make s
 - View [tips and examples](#) to help you fo
 - Download the [template](#). *Requires Mik
 - When you are done, select your file ar

Choose File No file chosen

Cancel **Next >**

Clear Locked Students

Recover Student Records

Related Student Tasks

Merge Student Records

Import Information

View Import Status

Export Information

Set Up Characteristics

Parents

Add Parent

CSV表格填写指导 (P2)

Renaissance™ CSV file

如果不要手动加学生，或者自己上传表格，可以下载Danita邮件附件中名为Excel Form的表格，然后填好表格发给Danita，由她帮忙导入。

标题	SID	SFIRST	SLAST	SGRADE	SGENDER	SBIRTHDAY	SUSERNAME	SPASSWORD
含义	学生编码	学生名	学生姓	学生年级	学生性别	学生生日	学生登入用户名	学生登入 密码
举例	123	Amy	Wang	1	F	01/01/2007	awang	294jil
标题	COURSE	CLASS						
含义	学生读的课程名	学生所属班级						
举例	READING	Class1						
标题	TID	TFIRST	TLAST	TGENDER	TUSERNAME	TPASSWORD		
含义	老师ID	老师名	老师姓	老师性别	老师登入用户名	老师登入密码		
举例	5	James	Lin	M	steacher	his1		
备注:		深绿色是必填						
		中间色推荐填						
		浅绿色选填						
1. 学生密码至少两位，可有字母、数字 或两者组合而成；老师密码至少三位，可为字母+数字 或 纯数字，必须包含至少1位数字 2. 如果提供的Excel文档未设置老师和学生的登入用户名，那么系统自动生成。老师登入用户名为名字首字母+姓； 学生用户名为名字首字母+姓的前四个字母；如果重复，还会在最后面加一个数字区分 3. 如果提供的Excel文档未设置密码，那么密码自动生成。老师密码与其用户名一致，第一次登入会要求老师自行修改密码。学生密码则默认为abc								

表格填写-SGRADE栏填入数据对照（P3）

Renaissance™ CSV file

如果不要手动加学生，或者自己上传表格，可以下载Danita邮件附件中名为Excel Form的表格，然后填好表格发给Danita，由她帮忙导入。

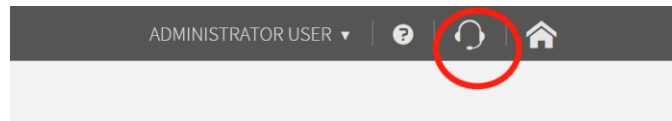
学生 年纪 / 年级 / 输入表中数据 对照			
年龄	年级	在Excel表中输入数据	
3	EE Early Education	EE	
4	Pre-Kindergarten	Pre-K	
5	Kindergarten	K	
6	Grade 1	1	
7	Grade 2	2	
8	Grade 3	3	
9	Grade 4	4	
10	Grade 5	5	
11	Grade 6	6	
12	Grade 7	7	
13	Grade 8	8	
14	Grade 9	9	
15	Grade 10	10	
16	Grade 11	11	
17	Grade 12	12	
17+	12+	12+	

培训课程

- 我们有提供英文的使用培训，外教可以选择购买培训套餐，一步一步学习如何使用Star AR系统。价格从250美金到2500美金不等，具体请咨询您的销售顾问了解不同的套餐信息和购买方式。

客服查询

需要更多技术支持，可以联系客服或者发邮件



- Live Chat

管理员或老师账号登入后，在主页的右上角点击耳机符号，就可以实时咨询客服，工作时间为美国时间，交流语言为英语。

- Email

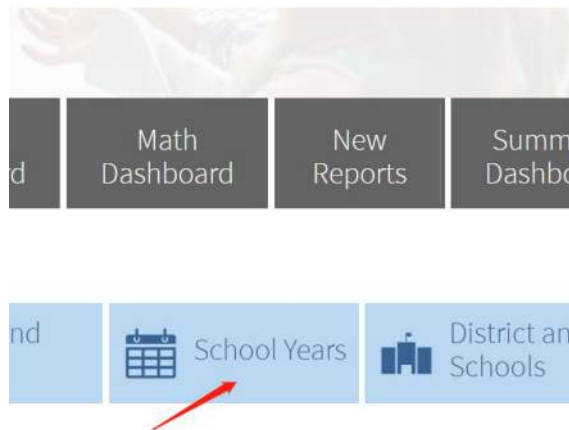
发邮件到 support@renaissance.com, 邮件名为 客户号（数字）+机构名，内容为问题和截图，技术支持会在24小时内（工作日）回复。

为什么突然不可以使用账号做测试了? (P1)

下面方法还是不行的话联系 ([客服查询](#))

- 可能是您设置的学年到期了, 需要重新设置学年

管理员登入主页面
后点击下方School
Years, 然后看下学
年是否到期, 如果
到期, 点击Add
School Year,增加新
学年



Home > School Years

School Years

School Year: **2018 - 2019** (10/22/2018-10/21/2019)
[Work in a Different School Year](#)

[Add/Edit Marking Periods](#)

[Add/Edit Days Off](#)


[Edit School Year](#)

[Add School Year](#)

[Delete School Year](#)

为什么突然不可以使用账号做测试了? (P2)

然后回到主页，点击Courses and Classes, 选Copy/Edit Classes and Marking Periods, 选择第三项全部复制，点击Copy即可



The dashboard shows several menu items: Independent Reading, Instructional Reading, English in a Flash, Accounts, Dashboards and Reporting, STAR District Dashboard, Reading Dashboard, Math Dashboard, New Reports, Users, Courses and Classes (highlighted with a red arrow), and School Years.

Home > Courses and Classes

Courses and Classes

Manage courses or select a course name to view its classes

School: East Elementary School ▼

Add Course

Copy/Edit Classes and Marking Periods from the 2017 - 2018 School Year

Course	Course ID	Subject	Grade	Classes		Actions
				Complete	Incomplete	

Copy Classes and Marking Periods

Select the information you want to copy from this school year

School: **East Elementary School**

Copy From: **2017 - 2018**

Copy To: **2018 - 2019**

Select	Information to Copy
<input type="radio"/>	Class names, plus: <ul style="list-style-type: none">class marking periods only
<input type="radio"/>	Class names, plus: <ul style="list-style-type: none">marking periodsteacher(s) assignedproduct(s) assigned
<input checked="" type="radio"/>	Class names, plus: <ul style="list-style-type: none">marking periodsteacher(s) assignedproduct(s) assignedstudents enrolled (the same students who were in the class last year)

Class preference settings are maintained when classes are copied.

Cancel

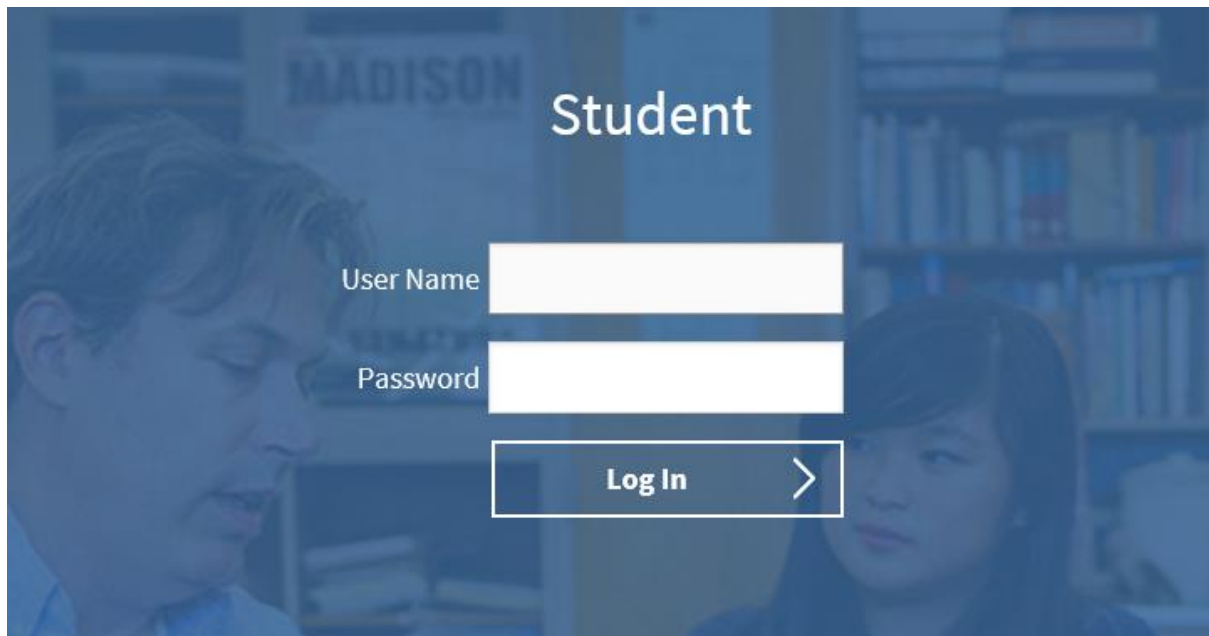
Copy

Renaissance 网站-测试使用说明

1. 输入网址，登入网站



2. 点击 I'm a Student，输入学生用户名和密码，点击 Log In 就可以登入做测试



RENAISSANCE®

3. 登入测试页面，可以看到购买的产品

点击想做测试的部分，就可以开始测试

The screenshot shows the Renaissance Home page. At the top, there's a 'Home' header. Below it, a section titled 'Star 360 包含' lists three items: '1. Take a Reading Test 阅读测试;', '2. Take an Early Literacy Test 启蒙英语测试 (有听力辅助);', and '3. Take a Math Test 数学测试.' Below this, there are three buttons: 'Take a Reading Test', 'Take an Early Literacy Test', and 'Take a Math Test'. The 'Take a Reading Test' button is circled in red. To the right, there's an 'Assignment List' section. It has a dropdown menu set to 'All' and 'from Everyone'. Below this, there are four rows of assignments, each with a book icon, a title, the author 'Kelly Marken', and a status (Ready or In-Progress). The first three rows are 'Scientists Create a Ring That Can Read to the Blind in Real Time - Read and Take Quiz' and are marked 'Ready'. The fourth row is 'Reading Practice Quiz: The Little Prince' and is marked 'In-Progress'. A red circle highlights the 'Assignment List' section, and a red arrow points from the 'Take a Reading Test' button to it. Another red arrow points from the 'Assignment List' section to the 'Take a Reading Test' button. Below the 'Take a Reading Test' button, there's a section titled 'Accelerated Reader 360°' with three buttons: 'Find a Book', 'Read an Article', and 'Take a Quiz'. The 'Take a Quiz' button is circled in red. To the right of this, there's a section titled 'English in a Flash' with a button 'Find a Book'. Below this, there's a section titled 'Math Facts in a Flash' with a button 'Find a Book'. A red arrow points from the 'Take a Quiz' button to the 'Math Facts in a Flash' section. Below the 'Math Facts in a Flash' section, there's a section titled 'AR 360 包含' with three items: '1. Find a Book 找合适的书;', '2. Read an Article 在线阅读文章+做测试;', and '3. Take a Quiz 做测试 (找到书, 购买书并且读完书以后)'.

Star 360 包含 1. Take a Reading Test 阅读测试;
2. Take an Early Literacy Test 启蒙英语测试 (有听力辅助);
3. Take a Math Test 数学测试.

Assignment List 可以看到最近做测试的情况, 以及老师安排给学生的阅读和测试任务

Take a Reading Test Take an Early Literacy Test Take a Math Test

Accelerated Reader 360° Find a Book Read an Article Take a Quiz

English in a Flash Find a Book

Math Facts in a Flash Find a Book

AR 360 包含 1. Find a Book 找合适的书;
2. Read an Article 在线阅读文章+做测试;
3. Take a Quiz 做测试 (找到书, 购买书并且读完书以后)

4. 各个测试部分介绍

• Star Reading

点击 Take a Reading Test，就可以进入阅读测试。

有可能需要输入 monitor password，如果需要的话问管理员要密码(未修改则默认为 admin)

The screenshot shows the Star Reading interface. On the left, there's a section titled 'STAR 360°' with three buttons: 'Take a Reading Test', 'Take an Early Literacy Test', and 'Take a Math Test'. The 'Take a Reading Test' button is circled in red. Below this, there's a section titled 'Accelerated Reader 360°' with three buttons: 'Find a Book', 'Read an Article', and 'Take a Quiz'. The 'Take a Quiz' button is circled in red. On the right, there's a 'Monitor Password' dialog box. It has a title bar 'Monitor Password' and a message 'Please enter the monitor password.' Below this, there's a text input field. At the bottom, there are two buttons: 'Start' and 'Cancel'. To the right of the dialog box, there's a message box that says 'Practice is about to start.' with the STAR logo.

STAR 360° Take a Reading Test Take an Early Literacy Test Take a Math Test

Accelerated Reader 360° Find a Book Read an Article Take a Quiz

Monitor Password Please enter the monitor password.

Start Cancel

Practice is about to start.

RENAISSANCE®

第一次做测试，有 7 题练习题，通过 3 题就可以进入正式测试。以后再做测试，不会有练习题



正式测试有 34 题，前 10 题是词汇题（如左下图）11-34 题为阅读理解题（如右下图）

I measured the length and the _____ of the box.

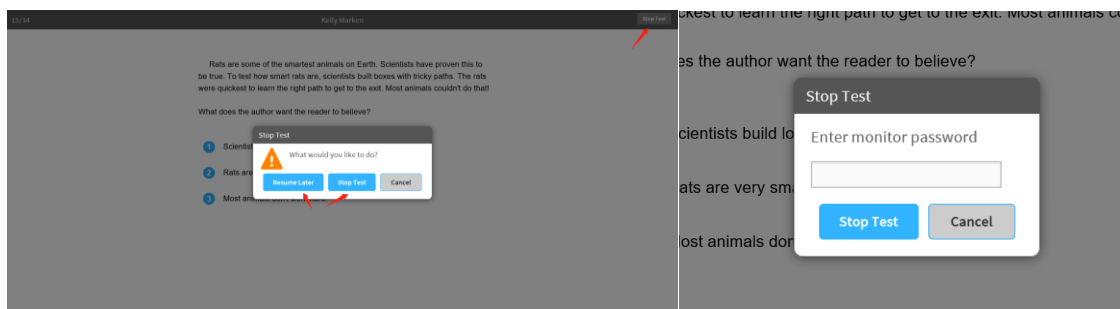
- 1 pace
- 2 bronze
- 3 width
- 4 altitude

Rats are some of the smartest animals on Earth. Scientists have proven this to be true. To test how smart rats are, scientists built boxes with tricky paths. The rats were quickest to learn the right path to get to the exit. Most animals couldn't do that!

What does the author want the reader to believe?

- 1 Scientists build lots of boxes.
- 2 Rats are very smart animals.
- 3 Most animals don't work hard.

测试可以中间退出下次再做，点右上角 Stop Test，输入管理员密码就行(默认 admin 可从 admin 端更改)

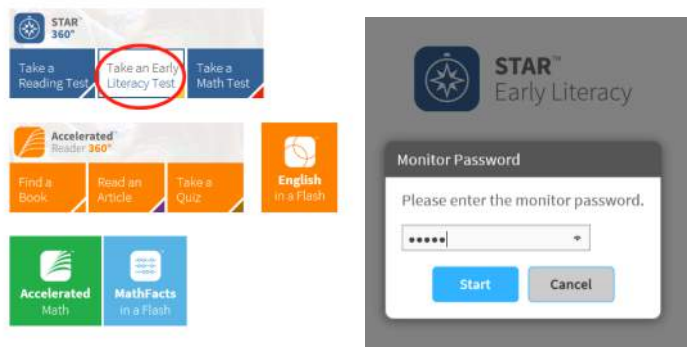


RENAISSANCE®

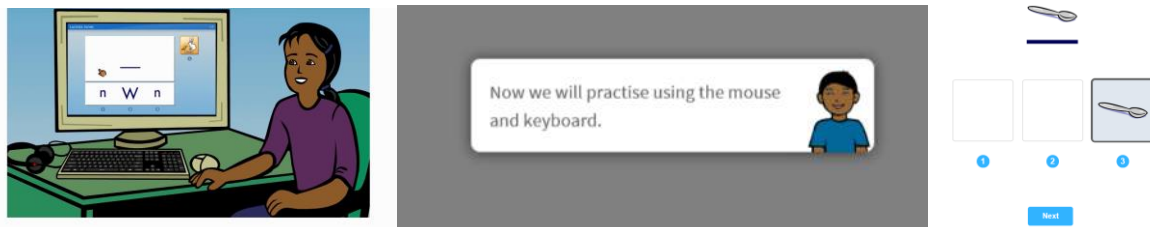
- Star Early Literacy

点击 Take an Early Literacy Test, 就可以进入启蒙英语测试, 测试有听力辅助

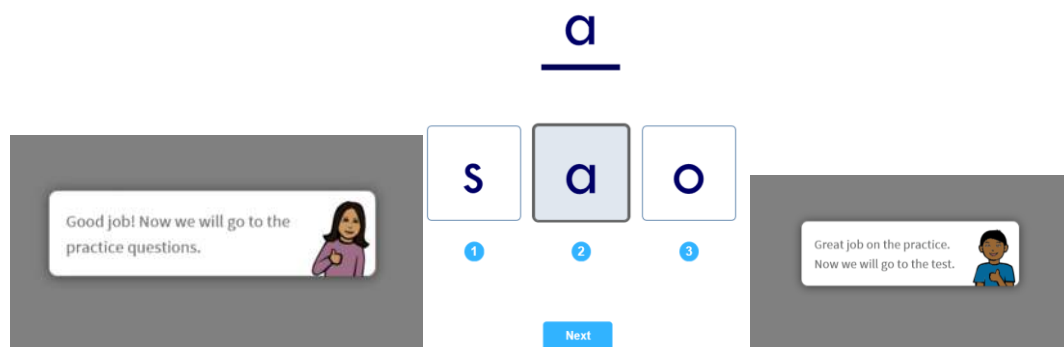
有可能需要输入 monitor password, 如果需要的话问管理员要密码(默认 admin)



第一次做测试, 有视频介绍如何使用键盘和鼠标, 然后练习如何使用鼠标键盘



第一次做测试, 还会有 5 题练习题, 通过 3 题进入正式测试。以后再做测试, 不会有练习题



RENAISSANCE®

正式测试有 27 题，由词汇、发音、阅读理解等部分组成，需要再次听语音可以按



plan plant

plant pan lap

1 2 3

Next

At night, the sky can be beautiful. You can see lots of stars. Sometimes you can see a shooting star. I love it the most when the moon is full and bright. I like to pretend that I can see the man on the moon. What does this person like best about the night sky?
A. the full moon B. the stars C. shooting stars

A B C

1 2 3

Listen

测试可以中途退出下次再做，点右上角 Stop Test，输入管理员密码就行(默认 admin)

The fresh lettuce was very

as the author want the reader to believe?

scientists build lo

ats are very sm

lost animals don

Stop Test

What would you like to do?

Resume Later Stop Test Cancel

Stop Test

Enter monitor password

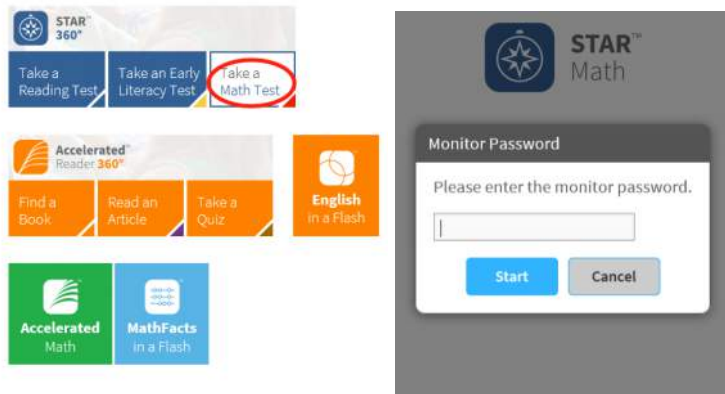
Stop Test Cancel

RENAISSANCE®

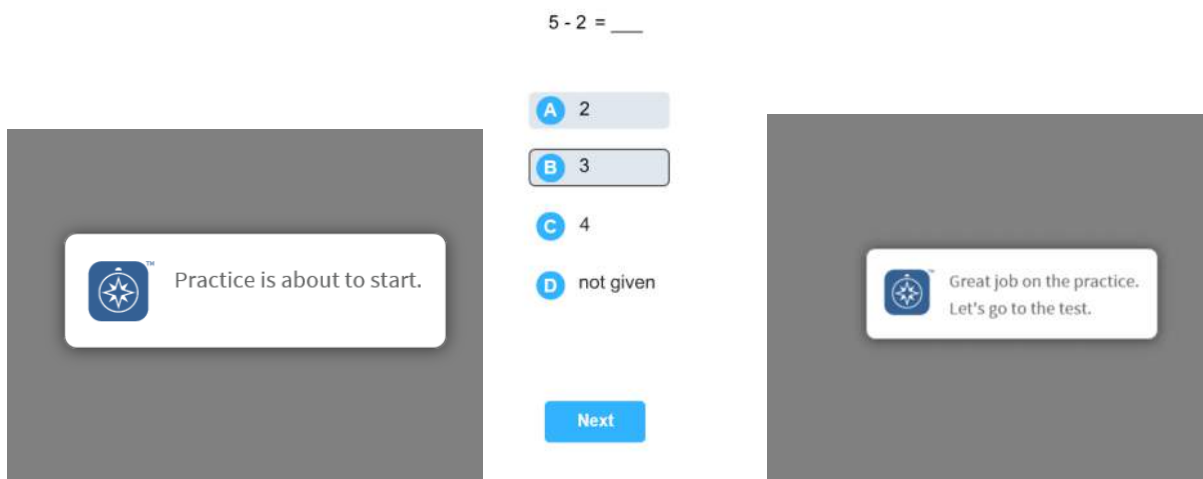
- **Star Math**

点击 [Take a Math Test](#), 就可以进入数学测试。

有可能需要输入 monitor password, 如果需要的话问管理员要密码(默认 admin)



第一次做测试，有 6 题练习题，通过 3 题就可以进入正式测试。以后再做测试，不会有练习题



正式测试有 34 题

Some children were asked to name their favorite color.

Red	1 diamond
Blue	4 diamonds
Green	6 diamonds
Yellow	5 diamonds

◆ = 5 children

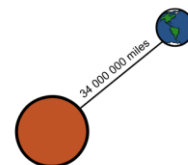
More children like green than red. How many **more**?

- A** 5 children **B** 7 children
C 35 children **D** 25 children

What is the least common multiple of 48 and 144?

- A** 72
- B** 864
- C** 288
- D** 144

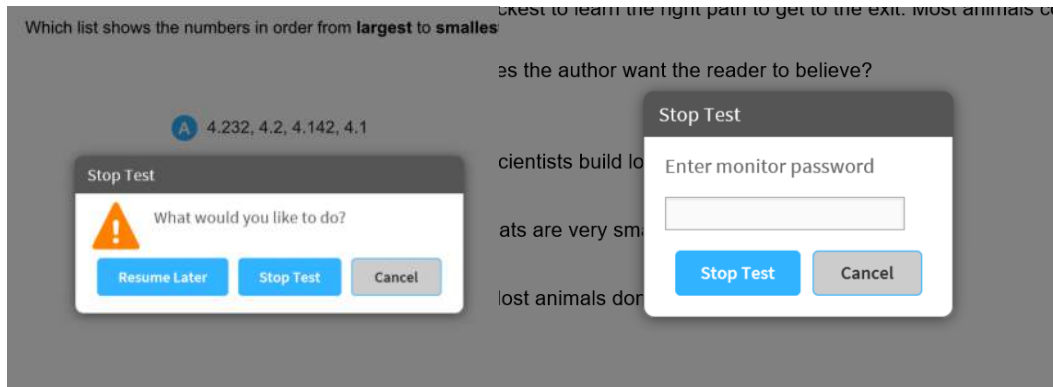
The minimum distance from Earth to Mars is shown below. What is the distance in standard form?



- A** 3.4×10^{-7} mi **B** 3.4×10^6 mi
C 3.4×10^7 mi **D** 3.4×10^8 mi

RENAISSANCE®

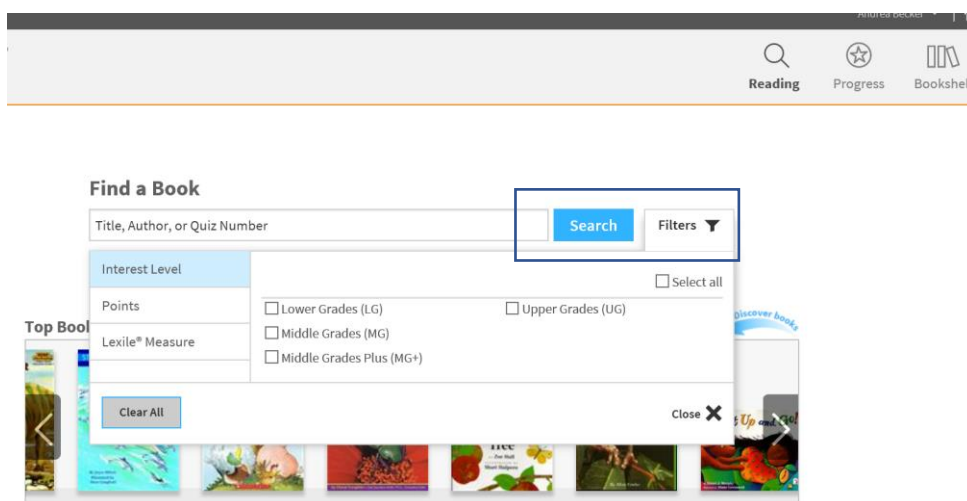
测试可以中间退出下次再做，点右上角 Stop Test，输入管理员密码就行(默认 admin)



• AR Book Finder

Star 测试会生成一系列的报告，其中和 AR 测试联系在一起的就是 Star 测试所得出的 ZPD 数据（例如 2.4 – 3.4）。ZPD 数据是根据学生的测试表现，推荐学生阅读该 ZPD 范围内的书籍。在这个等级范围内的书籍，对学生来说不会过于简单，也不会太难，而是适合学生水平又稍微有点挑战性的书籍，以确保学生培养阅读兴趣。（ZPD 是由单词难度，句子难度和书本难度决定的）

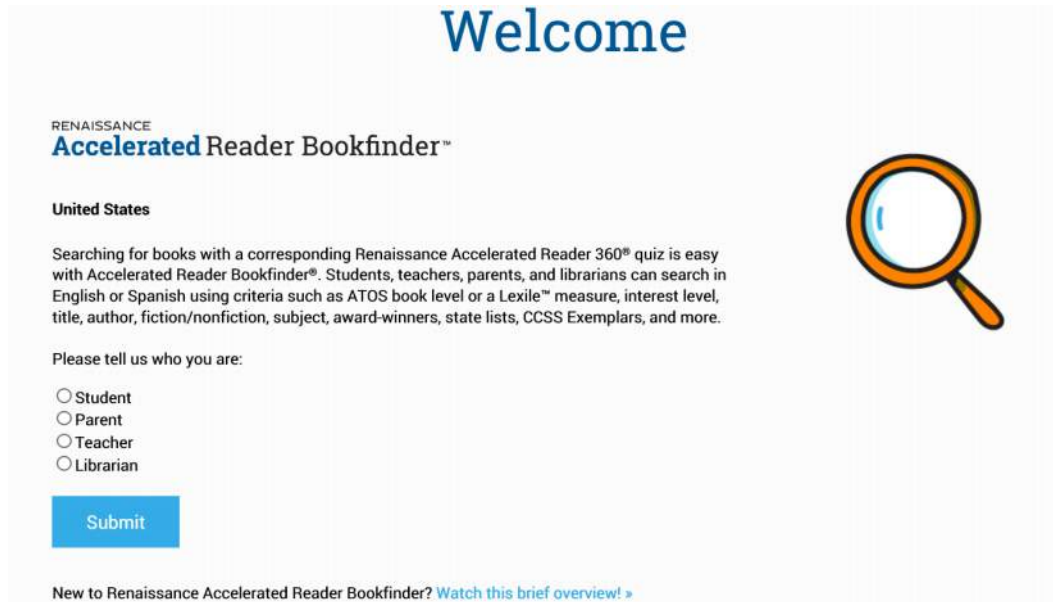
当学生在 Renaissance 系统中选择 Find a book 时，即跳转至如下页面，可根据书籍长度（Points），兴趣难度及蓝思值筛选适合书目。



RENAISSANCE®

学生/老师/家长/图书管理员也可以登入 <http://www.arbookfind.com/> 找到适合学生的书籍。

目前在美国有 **20 万** 本书籍在 AR 是有测试匹配的。



The image shows the 'Welcome' page of the Renaissance Accelerated Reader Bookfinder. At the top, the word 'Welcome' is in a large blue font. Below it, the Renaissance logo is followed by 'Accelerated Reader Bookfinder™'. A section for 'United States' includes a paragraph explaining the search process and a list of search criteria. To the right is a magnifying glass icon. Below the paragraph are radio buttons for 'Student', 'Parent', 'Teacher', and 'Librarian', followed by a blue 'Submit' button. At the bottom, there is a link to 'Watch this brief overview!'.

RENAISSANCE
Accelerated Reader Bookfinder™

United States

Searching for books with a corresponding Renaissance Accelerated Reader 360® quiz is easy with Accelerated Reader Bookfinder®. Students, teachers, parents, and librarians can search in English or Spanish using criteria such as ATOS book level or a Lexile™ measure, interest level, title, author, fiction/nonfiction, subject, award-winners, state lists, CCSS Exemplars, and more.


Please tell us who you are:

☐ Student
☐ Parent
☐ Teacher
☐ Librarian

Submit

New to Renaissance Accelerated Reader Bookfinder? [Watch this brief overview!](#) »

家里/学校/图书馆已经有书的情况，可以直接点 Quick Search，输入书名，看看这本书是否有 Quiz 测试



The image shows the search interface of the Renaissance Accelerated Reader Bookfinder. At the top, the Renaissance logo is followed by 'Accelerated Reader Bookfinder™'. A 'United States' link with a map icon is in the top right. Below the logo are tabs for 'Librarian', 'Quick Search', 'Advanced Search', 'Collections', and 'Textbooks'. The 'Quick Search' tab is selected. A search box with a 'Search' button is in the center. To the left of the search box is an 'AR BookBag™' icon and a 'Keycode' section with a 'Go' button. Below the search box is a paragraph explaining the search process and a link to 'Watch this brief overview!'.

RENAISSANCE
Accelerated Reader Bookfinder™

United States

Librarian Quick Search Advanced Search Collections Textbooks

AR BookBag™

Enter Keycode

Go

You do not need a Keycode to search. However, if your child's teacher gave you a Keycode, enter it here to search the most relevant books for your child.

You can search for book titles based on authors, topics, or titles of books. Just type what you want to search for in the blank field above and click **Search**. You will then be able to sort your search results, select book titles to add to your AR BookBag, print a list of your search results, or start a new search.

New to Renaissance Accelerated Reader Bookfinder? [Watch this brief overview!](#) »

也可以点击 Advanced Search，选择合适的 Interest Level（确保阅读合适的内容，比如阅读能力稍低的大孩子不喜欢三只小猪，阅读能力稍强的小孩子不适合大孩子读的内容），还有合适的 ZPD 等级，点击搜索，就可以找到合适的书，可以去各大网站买书或买电子书阅读，然后做测试。图书馆可以将现有的书籍与我们的 Quiz 题库比对（购买 BookGuide 服务），然后导

RENAISSANCE®

入系统，编辑一个 Keycode。这样就可以在左侧 Enter Keycode 处直接输入 Keycode，点击 Go，就可以直接找到图书馆里适合学生的书。

Librarian Quick Search **Advanced Search** Collections Textbooks

AR BookBag™

Enter Keycode

You do not need a Keycode to search. However, if your child's teacher gave you a Keycode, enter it here to search the most relevant books for your child.

☒ Contains... ☐ Starts With... ☐ Exact Match...

Title

Author

Publisher

ISBN

Quiz Released Quiz Type

☒ Interest Level

☒ ZPD Range/ATOS Book Level through [Show Lexile® Measure](#)

select an Interest Level first

Additional Criteria

Sort

书的等级除了 IL(Interest Level),BL(Book Level 等于 ZPD),还有 Pts (Points)。这个 Points 是根据书的长短决定的。例如 1000 个单词左右的书，points 是 0.5；哈利波特系列有一本 20 万字左右的书，points 是 34。Points 主要代表了阅读量。

Search Results

Titles 1 - 20 of 26913



« Previous Page 1 of 1346 Next »

Go to Page



#066 Welcome to the United States, Pup and Kit

Kid's English

AR Quiz No. 178362 EN Fiction

☒ IL: LG - BL: 2.8 - AR Pts: 0.5

☒ AR Quiz Types: RP

☒ Rating: ★★★★★

Kid's English #066



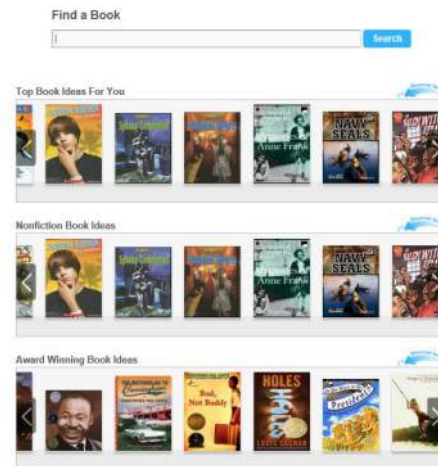
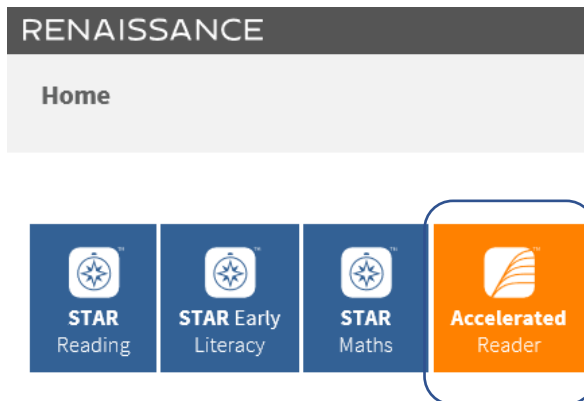
Add to AR BookBag™

A book matching this AR Quiz is not available from Amazon.com, based on ISBN(s).

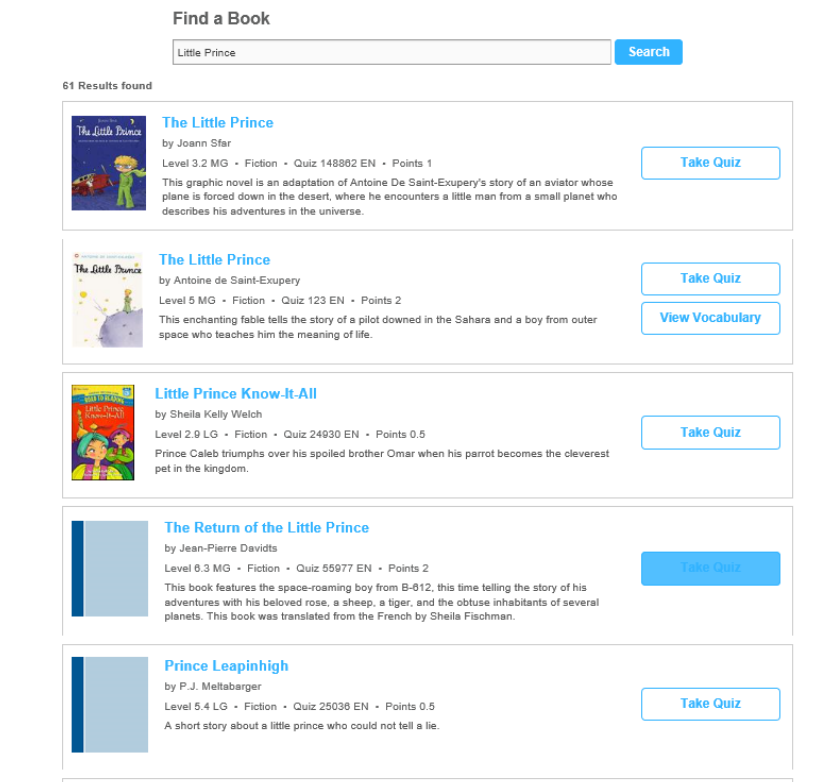
RENAISSANCE®

- Find a Book

点击 Accelerated Reader 之后会出现 Find a Book 页面，即右下角页面，根据学生 Star 测试中的表现，系统会自动推荐匹配学生阅读能力的书籍。



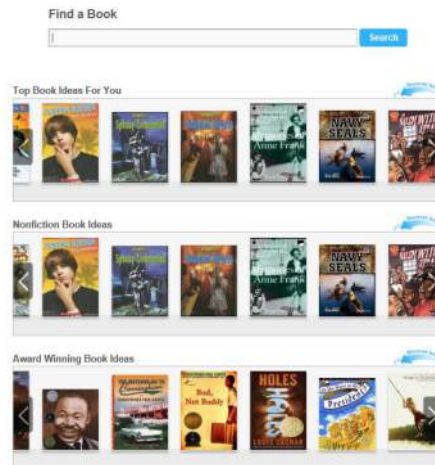
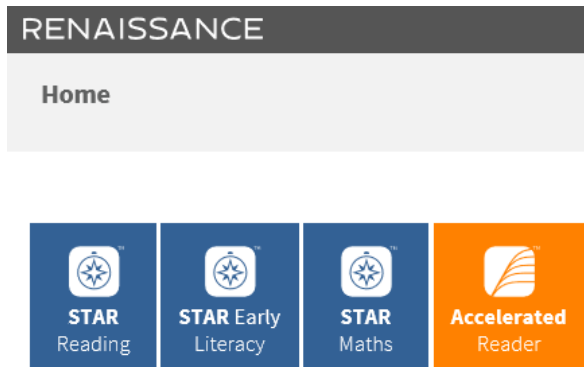
输入学生已经完成阅读的书名，可以搜索到匹配的书，从而点击 Take Quiz 进行测试



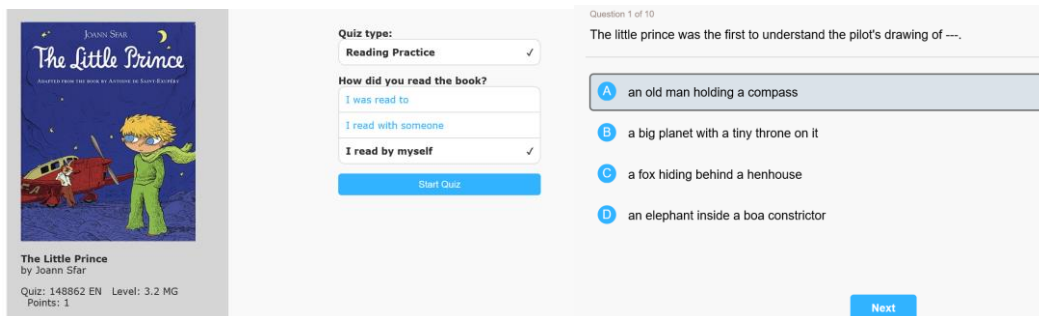
RENAISSANCE®

• Take a Quiz

点击 Accelerated Reader 找到测试书之后，点击书目旁的 Take a Quiz（如上图），或直接输入 Quiz 号码，搜书做测试



在测试页面，选择别人读给我听/和别人一起读/自己读，然后点击 Start Quiz。题目一般有 5 题，10 题，20 题几类，根据书的长短题目数量不同。



做完测试，可以给书评分，点 Next 可以看到正确率，点击 Print TOPS Report 就可以直接看到这次测试的报告，通过测试需要的正确率为 60%（10 题以内），70%（10 题以上）。通过测试，就可以积累 Points。比如正确率是 60%，书的 points 是 1，那这次测试可以积累 0.6 Point。在下一个页面，可以看到向日葵盆景，Points 慢慢积累，植物也慢慢被填上色。当接近老师设置的 Points 目标要求时，太阳也会被填上色。完成目标可以点击左侧打印证书。

RENAISSANCE[®]

How did you like the book?

Very Good

★ ★ ★ ★

You did not pass this quiz.
3 of 10 correct

No target set

% Correct	Points	Words Read
30	0	0

Print TOPS Report

Next

Find My Next Book

Points 0

学生还可以在 Book Shelf 上看到自己所完成阅读的书籍，即已做完 AR 测试的书籍。

RENAISSANCE LEARNING

Accelerated[™] Reader

Reading Progress Bookshelf

April 2019

WHAT'S SO GREAT ABOUT AMERICA
DINESH D'SOUZA

20%

20%

(1-2 of 2) << Previous Next >>

Key Report Samples



自信学习英语，启迪中国新一代

RENAISSANCE®

©Copyright 2018 by Renaissance Learning, Inc.

All rights reserved. Printed in the United States of America. All logos, designs, and brand names for Renaissance Learning's products and services, including but not limited to Accelerated Math, Accelerated Reader, MathFacts in a Flash, Renaissance Home Connect, Renaissance, Renaissance Place, Star Assessments, Star Early Literacy, Star Math, and Star Reading, are trademarks of Renaissance Learning, Inc., and its subsidiaries, registered, common law, or pending registration in the United States and other countries. All other product and company names should be considered the property of their respective companies and organizations.

This publication is protected by U.S. and international copyright laws. It is unlawful to duplicate or reproduce any copyrighted material without authorization from the copyright holder. For more information, contact:

RENAISSANCE LEARNING
P.O. Box 8036
Wisconsin Rapids, WI 54495-8036
(800) 338-4204
www.renaissance.com
educatordevelopment@renaissance.com



前言

Renaissance Learning 教育软件公司自1984年创办至今，收集了海量的学生数据，并通过分析这些数据，为用户提供多种多样的报告，以帮助身处课堂的教师们能够更加专注于教学活动本身。希望我们的研究成果能够帮助中国的一线教师和教育从业者们更好地明确学生的需求，探求更有效的教学策略，与学生更好的交流沟通。

Renaissance



Contents

RENAISSANCE **Star Reading™**

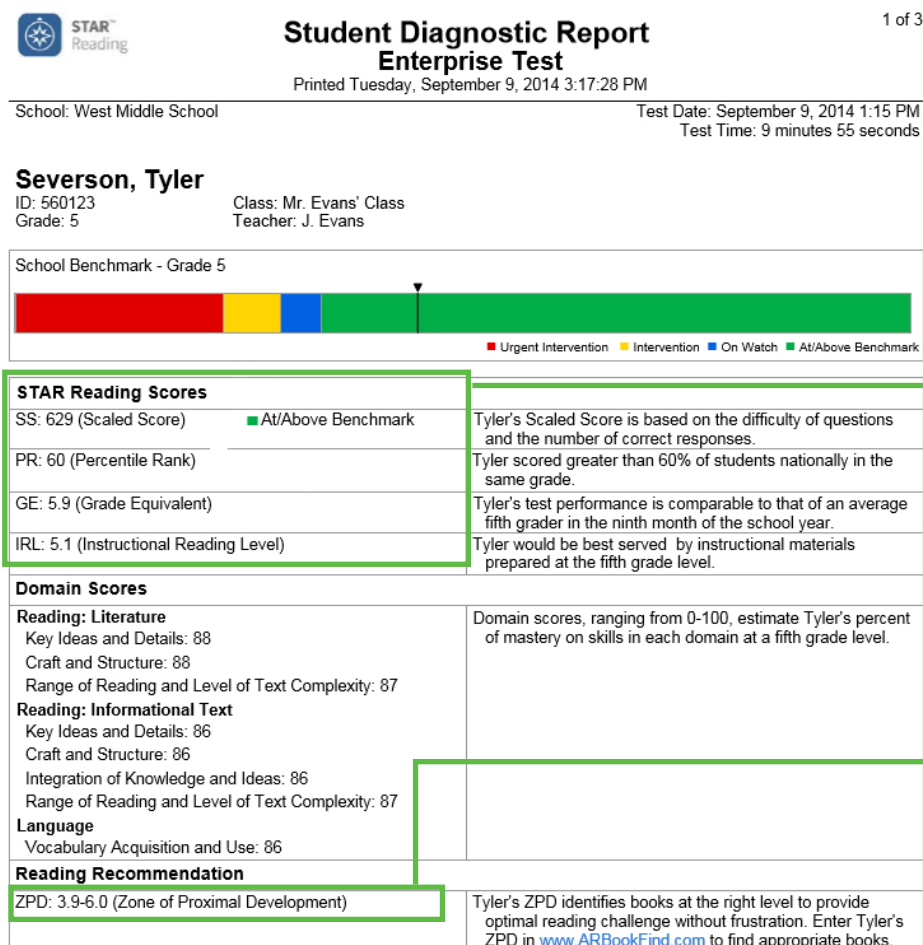
Diagnostic Report	05
Progress Monitoring Report	06
Summary Report	07
Test Record Report	08
Parent Report	09
Instructional Planning Report	10
Annual Progress Report	12

RENAISSANCE **Accelerated Reader™**

TOPS Report	13
Diagnostic Report	14
Student Record Report	15

Diagnostic Report

经过STAR Reading测试，即可得出确切的分析报告，并依此判定每个学生的阅读级别水平（G.E.: Grade Equivalent 学校年级等值水平）。并能给出不同阅读领域的阅读技能得分，以反映出学生在CCSS（美国共同核心州立标准）规定的各领域的阅读熟练程度，并提供与之相适应的ZPD（推荐阅读范围）。



Scaled Score

以正确率和问题难度为依据的原始分数。

Percentile Rank

百分率等级，例PR60，意为被测试者该年度的阅读水平高于60%的同年级学生，即在同年级学生中，其阅读实力排名位于前40%。

Grade Equivalent

阅读级别5.9，意为按照美国分级标准，阅读实力相当于学到五年级的第9个月课程的美学生的平均水平。

Instructional Reading Level

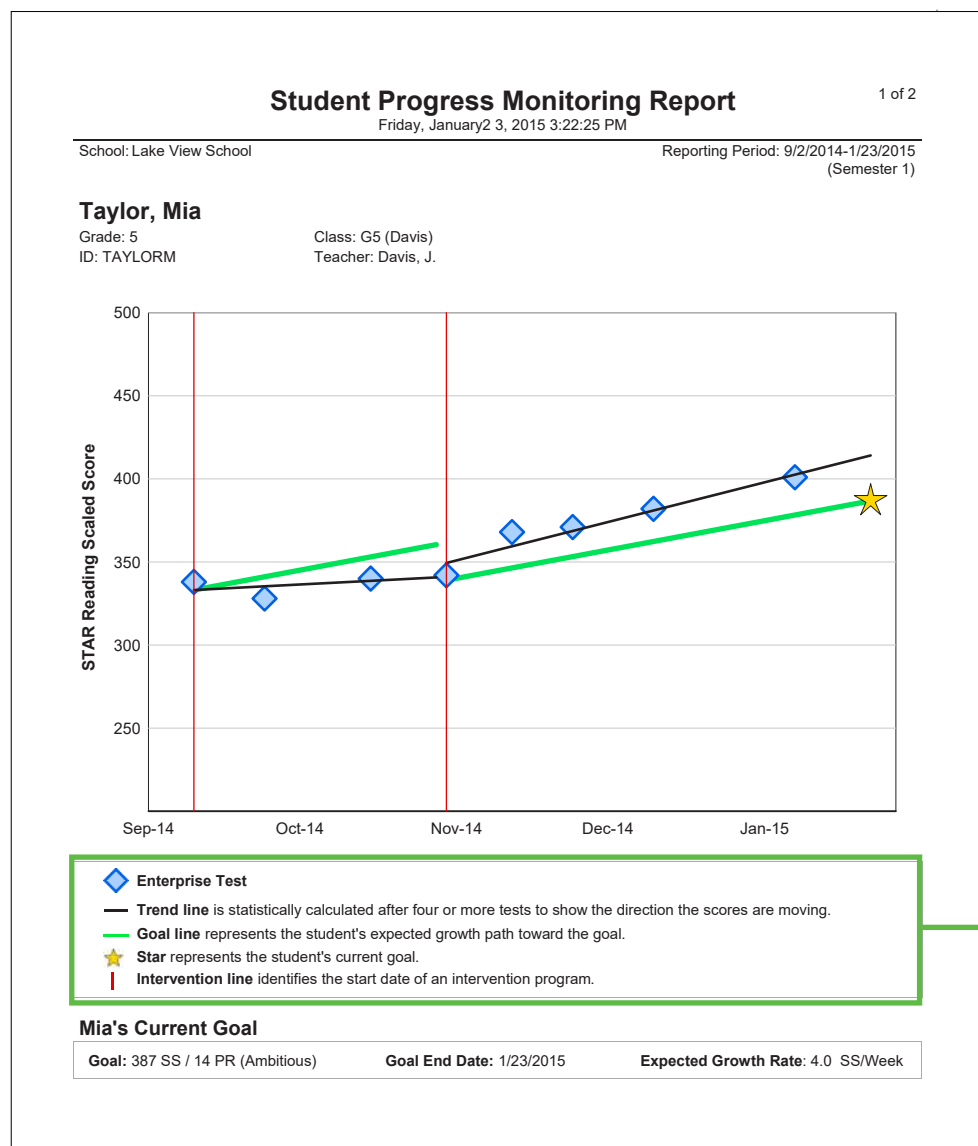
学习指导阅读级别，意为指导学生时，能实现最佳阅读效果时的指导水平。

Zone of Proximal Development

根据ZPD，即推荐阅读范围，界定一个既不过易，也不过难的阅读难度区间，并为学生推荐难易度在该范围内的书籍。

Progress Monitoring

报告会对比学生设定的目标，以图表形式反映出学生阅读水平的提高程度，再对比期待达到的增长率，可以得知学生阅读能力的提高趋势。只有在设定目标的情况下，才能生成准确的报告。



Test Score

蓝色菱形表示进行SR测试的日期和分数。

Trend line

黑色线条表示该学生的实际成绩趋势。

Goal line

浅绿色线条表示设定的Goal线条。

Goal


黄色星标表示达到既定目标的量化分数（Scaled Score）的日期，此处以被测试学生Mia为例，可知Mia从11月14日起，成绩开始超过目标值。

Intervention line

红色线条意为9月14日设定了目标，之后在11月初前后老师介入后修改了目标。根据报告下方的“当前目标”，可知其将目标设定为SS387分，PR14。

Summary Report

该报告可以书信形式寄给学生家长，用于告知家长该生的SR结果，且报告下方还设计了签名栏和意见栏，方便教师、家长签名并附上个人意见，同时报告中也会对GE(学校年级等值水平)、PR(百分率等级)、IRL(学习指导阅读级别)、ZPD(推荐阅读范围)等术语加以说明解释。



Summary Report

Printed Friday, September 5, 2014 10:53:05 AM

1 of 1

School: East Elementary School

Reporting Period: 8/1/2014 - 10/15/2014
(1st Quarter)

Report Options

Reporting Parameter Group: All Demographics [Default]

Group By: Class

Sort By: Last Name

Class: Mr. Patton's class

Student	Class	Teacher	Test Date	Rank	GP	SS	GE	PR	NCE	IRL	Est. ORF ^a	ZPD	Lexile® Measure	Lexile® ZPD
Allen, Sean	Mr. Patton's class	Patton, Mark	09/03/2014	5	4.01	383	3.3	35	41.9	3.3	89	2.7-3.8	420L	460L-630L
Bingham, Jennifer	Mr. Patton's class	Patton, Mark	09/02/2014	9	4.01	270	2.4	10	23.0	2.2	62	2.2-3.2	135L	370L-540L
Casillas, Omero	Mr. Patton's class	Patton, Mark	09/02/2014	1	4.01	728	6.6	92	79.6	6.1	160	4.2-6.6	995L	680L-960L
Chavez, Weston	Mr. Patton's class	Patton, Mark	09/02/2014	7	4.01	307	2.6	17	29.9	2.6	70	2.4-3.4	230L	410L-570L
Friday, Stephanie	Mr. Patton's class	Patton, Mark	09/02/2014	3	4.01	520	4.8	68	59.9	4.3	120	3.3-5.2	695L	560L-810L
Heiberger, Meghan	Mr. Patton's class	Patton, Mark	09/02/2014	8	4.01	284	2.5	13	26.3	2.3	65	2.3-3.3	175L	390L-560L
Reagon, Kevin	Mr. Patton's class	Patton, Mark	09/03/2014	4	4.01	485	4.5	61	55.9	4.0	112	3.2-5.0	630L	540L-770L
Shetima, Branson	Mr. Patton's class	Patton, Mark	09/03/2014	10	4.01	202	2.0	3	10.4	1.4	48	2.0-3.0	BR45L	330L-510L
Smith, Patrick	Mr. Patton's class	Patton, Mark	09/03/2014	2	4.01	530	5.0	70	61.0	4.4	122	3.4-5.4	710L	560L-810L
Stepler, Katie	Mr. Patton's class	Patton, Mark	09/03/2014	6	4.01	363	3.1	29	38.3	3.1	84	2.6-3.7	365L	440L-610L
Average					4.01	407	3.5	36	42.6	3.3	93	-	430L	-

PR Distribution Summary

Percentile	Students	Percent
Below 25th	4	40.0
25th to 49th	2	20.0
50th to 74th	3	30.0
75th & Above	1	10.0
Number of Students: 10		

GE Distribution Summary

GE	Students	Percent
0.0 - 0.9	0	0.0
1.0 - 1.9	0	0.0
2.0 - 2.9	4	40.0
3.0 - 3.9	2	20.0
4.0 - 4.9	2	20.0
5.0 - 5.9	1	10.0
6.0 - 6.9	1	10.0
7.0 - 7.9	0	0.0
8.0 - 8.9	0	0.0
9.0 - 9.9	0	0.0
10.0 - 10.9	0	0.0
11.0 - 11.9	0	0.0
12.0 - 12.9+	0	0.0

IRL Distribution Summary

IRL	Students	Percent
PP	0	0.0
P	0	0.0
1.0 - 1.9	1	10.0
2.0 - 2.9	3	30.0
3.0 - 3.9	2	20.0
4.0 - 4.9	3	30.0
5.0 - 5.9	0	0.0
6.0 - 6.9	1	10.0
7.0 - 7.9	0	0.0
8.0 - 8.9	0	0.0
9.0 - 9.9	0	0.0
10.0 - 10.9	0	0.0
11.0 - 11.9	0	0.0
12.0 - 12.9	0	0.0
PHS	0	0.0

Distribution Summary

以Mr. Patton为例，了解Mr. Patton班上的学生们的GR和IRL分布，可以有效地利用于教学活动中。

Test Record Report

该报告统计了学生在一定时期内的SR测试的历史记录，根据报告即可得知该生在不同日期的SR测试结果、阅读实力是否提高等。



Test Record Report

Printed Wednesday, October 18, 2017 3:35:59 PM

School: Time Education

Reporting Period: 3/1/2017 - 2/28/2018

Kim, Henry

ID: HenryKim1

Test Date	Class	Teacher	GP	SS	GE	PR	NCE	IRL	Est. ORF
03/08/2017	Maple	Lee, Phillip	3.00	356	3.1	49	49.5	3.0	83
04/05/2017	Maple	Lee, Phillip	3.00	321	2.8	40	44.7	2.7	75
04/07/2017	Maple	Lee, Phillip	3.00	342	2.9	46	47.9	2.9	80
05/10/2017	Maple	Lee, Phillip	3.00	294	2.6	33	40.7	2.4	70
06/02/2017	Maple	Lee, Phillip	3.00	320	2.8	40	44.7	2.7	75
06/07/2017	Maple	Lee, Phillip	3.00	360	3.1	51	50.5	3.1	85
07/05/2017	Maple	Lee, Phillip	3.00	429	3.8	68	59.9	3.6	103
08/02/2017	Maple	Lee, Phillip	3.00	417	3.6	65	58.1	3.5	101
09/06/2017	Maple	Lee, Phillip	3.01	449	4.0	70	61	3.7	108
10/11/2017	Maple	Lee, Phillip	3.13	414	3.7	61	55.9	3.5	100
Number of Tests: 10									

a Est. ORF: Estimated Oral Reading Fluency is only reported for tests taken in grades 1-4.
Historical data included.

● Est. ORF

指出了该水平的学生应有的阅读流畅性，以及其一分钟内能够正确读出的词汇量。

Parent Report

该报告可以书信形式寄给学生家长，用于告知家长该生的SR结果，且报告下方还设计了签名栏和意见栏，方便教师、家长签名并附上个人意见，同时报告中也会对GE，PR，IRL，ZPD等术语加以说明解释。



Parent Report for Delia Alvarez

Printed Monday, September 15, 2014 9:12 AM

School: Mayfield Elementary
Teacher: J. Wilson
Class: Mr. Wilson Class B

Test Date: September 12, 2014 10:05 AM

Dear Parent or Guardian of Delia Alvarez:

Delia has taken a STAR Reading computer-adaptive reading test. This report summarizes your child's scores on the test. As with any test, many factors can affect a student's scores. It is important to understand that these test scores provide only one picture of how your child is doing in school.

GE	PR	PR Range	Below Average	Average 50	Above Average	IRL	ZPD
1.7	23	8-31				PP	1.3-2.3

National Norm Scores:

Grade Equivalent (GE): 1.7

Grade Equivalent scores range from 0.0 to 12.9+. A GE score shows how your child's test performance compares with that of other students nationally. Based on the national norms, Delia reads at a level equal to that of a typical first grader after the seventh month of the school year.

Percentile Rank (PR): 23

The Percentile Rank score compares your child's test performance with that of other students nationally in the same grade. With a PR of 23, Delia reads at a level greater than 23% of other students nationally in the same grade. This score is below-average. The PR Range indicates that, if this student had taken the STAR Reading test numerous times, most of her scores would likely have fallen between 8 and 31.

Instructional Reading Level (IRL): PP

The Instructional Reading Level (IRL) is the grade level at which Delia is at least 80% proficient at recognizing words and comprehending reading material. Delia achieved an IRL score of PP. This means that she is at least 80% proficient at reading pre-primer words and books.

Zone of Proximal Development (ZPD): 1.3 - 2.3

The Zone of Proximal Development (ZPD) is the reading level range from which Delia should be selecting books for optimal growth in reading. It spans reading levels that are appropriately challenging for reading practice. This range is approximate. Success at any reading level depends on your child's interest and prior knowledge of a book's content.

I will be using these STAR Reading test scores to help Delia further develop her reading skills through the selection of books for reading practice at school. Delia should also work on mastering basic word attack skills, listen to books read aloud, and have opportunities to read aloud to and with a fluent reader at home.

If you have any questions about your child's scores or these recommendations, please contact me at your convenience.

Teacher Signature: _____ Date: _____

Parent Signature: _____ Date: _____

National Norm Scores

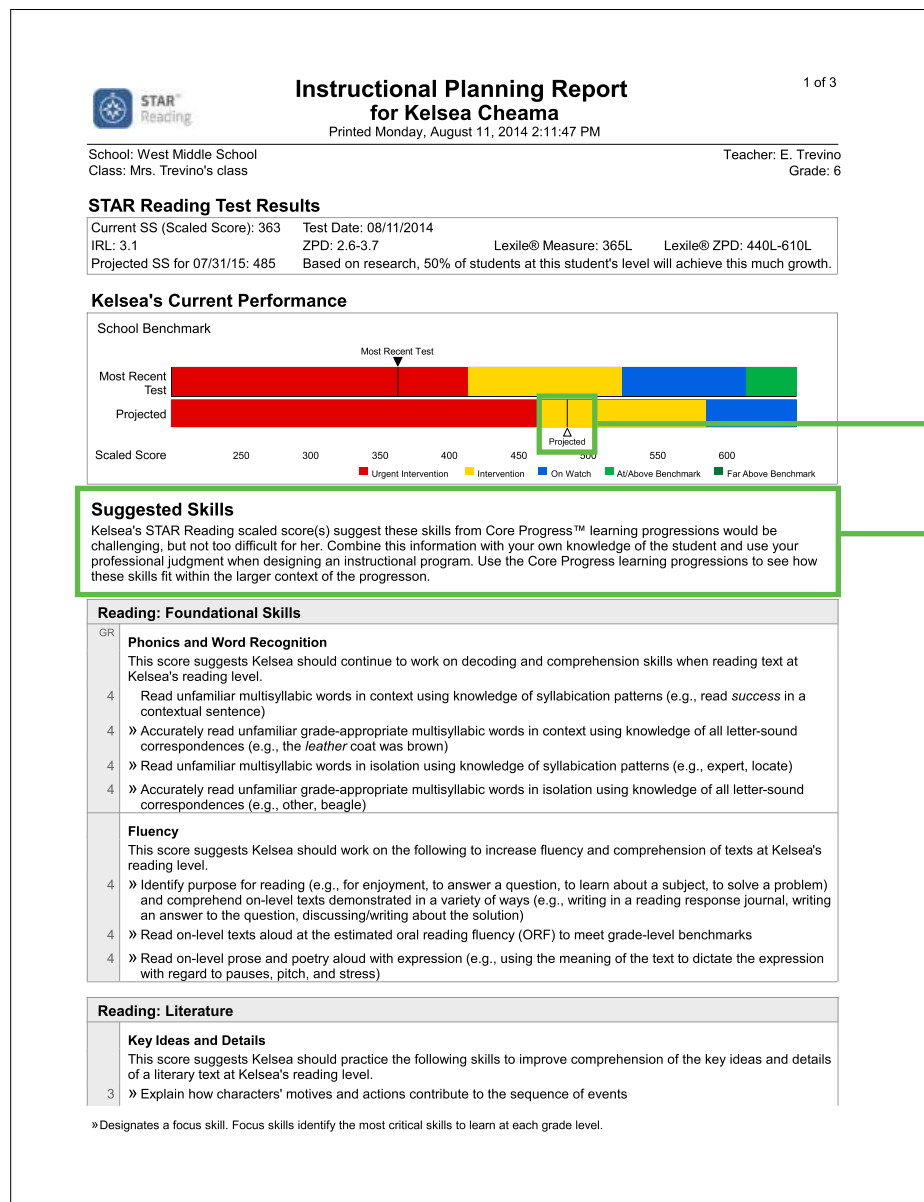
附上了对GE，PR，IRL，ZPD等的说明。

Teacher / Parent Signature, Comments

教师签字栏，家长签字栏和意见栏。

Instructional Planning Report (for Student/for Class)

为了提高某学生或某班级的IRL（学习指导阅读级别）和不同阅读领域的阅读实力，报告列举了应当学习的Suggested Skill（建议技巧），供教师在做教学准备时作为参考。



Projected Scaled Score


指出了处于相似SS范围的学生中，50%的学生未来有可能达到的水平点

Suggested Skills

针对某学生或某班的水平，提出了为提升其阅读实力而建议其学习的技巧。在产品网页上，点击报告上端的Enter Core Progress Learning Progressions，然后点击选择相应技巧的链接，就可跳转到有助于指导学习该技能的资源页(work sheet, activity 等)。

Instructional Planning Report (for Student/for Class)

为了提高某学生或某班级的IRL（学习指导阅读级别）和不同阅读领域的阅读实力，该报告列举了应当学习的Suggested Skill（建议技巧），供教师在做教学准备前作为参考。



Class Instructional Planning Report

Printed Friday, September 12, 2014 3:15:42 PM

1 of 3

School: Beecher Elementary School

Reporting Period: 8/14/2014 - 9/12/2014

Class: Ms. Vega's Class

Teacher: Vega, P.

Instructional Groups	Number of Students	Scaled Score	
		Median	Range
Group 1	10	436	371-512
Group 2	5	353	318-366
Group 3	4	264	174-281

Suggested Skills

Skill recommendations are based on the median score for each Instructional Group. These skills are a starting point for instructional planning. Combine this information with your own knowledge of the student and use your professional judgment when designing an instructional program. Use Core Progress™ learning progression for reading to find additional information for each skill, teacher activities, and sample items.

Group 1

Students
Leona Rasmussen, Jammar Henry, Jeanette Huffman, Samantha Cash, Joseph Perez, Randolph Harper, Judy Dean, Mark Haynes, Elias Clark, David Solomon

Reading: Foundational Skills

ORF	Fluency
5	» Identify purpose for reading (e.g., for enjoyment, to answer a question, to learn about a subject, to solve a problem, to answer a research question) and comprehend on-level texts demonstrated in a variety of ways (e.g., by writing or selecting an accurate summary, writing an answer to the question, writing about the solution, or discussing/drawing conclusions about the research question)
5	» Read on-level texts aloud at the estimated oral reading fluency (ORF) to meet grade-level benchmarks
5	» Read on-level prose and poetry aloud with expression (e.g., appropriate phrasing, pauses, and stresses and matching the rhythm of speech)
5	» Confirm or correct understanding of text by previewing and setting a purpose for reading, using word-attack skills, and by rereading and/or reading ahead or around as necessary

Reading: Literature

Key Ideas and Details	
5	Summarize a story, drama, or narrative poem, describing the main characters, details, and key events including conflict and resolution
5	Compare and contrast characters using specific details and describe how they interact with other characters
5	Describe plot structure and explain how key events advance the plot of a story or drama
5	» Compare and contrast key events in the plot of a story or drama (e.g., compare how a character acts when facing similar circumstances)
5	Describe the influence of the setting on the plot and characters and compare and contrast the effects of different settings
5	» Determine themes in a story, drama, or poem that are stated directly or indirectly (e.g., revealed by details in the text such as how characters respond to challenges or how a poem's speaker reflects on a topic)
5	» Cite accurate evidence from a literary text to support inferences and to explain the text's explicit meaning
5	Use textual evidence to distinguish between valid and invalid conclusions drawn in and from literary texts (e.g., note when a character makes an incorrect conclusion)

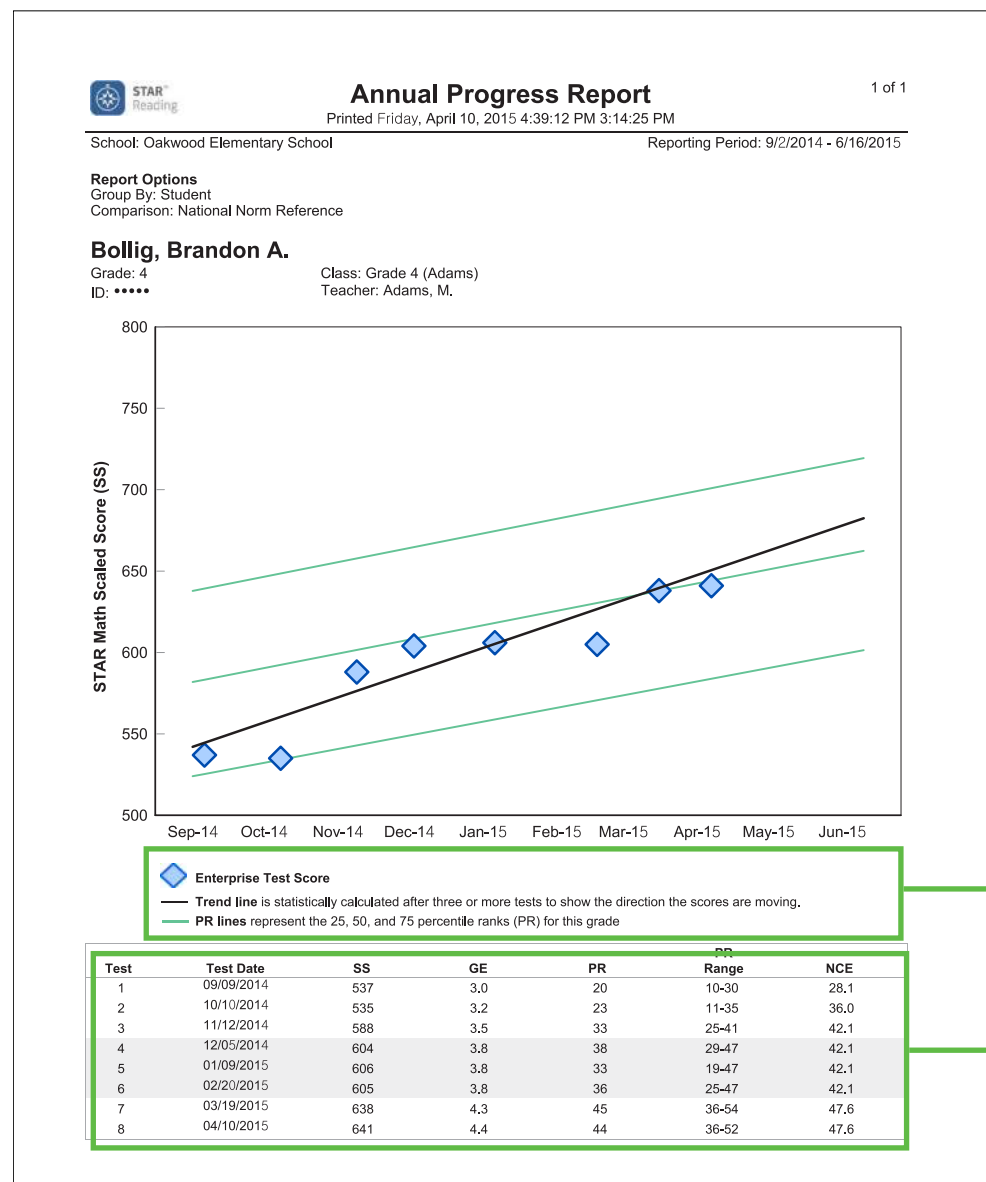
Craft and Structure	
6	Use a range of strategies to determine or clarify the precise meanings of general academic words and phrases in grade-appropriate literary texts more efficiently, including reference materials, affixes and roots, context clues such as word relationships, parts of speech, and the overall sentence or paragraph meaning

» Designates a focus skill. Focus skills identify the most critical skills to learn at each grade level.

指出了不同群类或不同班级的学生的Scaled Score(原始分数)的范围和中间值 (Median)。

Annual Progress Report

以图表形式将学生1年之内参加的SR测试的进步趋势直观地展现出来。该报告与Student Progress Monitoring Report的不同之处在于，会在下面附上1年之内的成绩，并可以与相应年级的25%，50%，75%的分数线进行对比。



Test Score

蓝色菱形表示进行SR测试的日期和分数。

Trend line

黑色线条表示该学生的实际成绩趋势。

PR line

浅绿色线条表示该年级（此处以Brandon为例，该生为4年级）学生的25%，50%，75%的分数线。

图表下方附上了1年之内的SR测试分数。

TOPS Report

根据Reading Practice Quiz测试得出的报告，可以得知阅读书籍的信息、正确答题的数量、分数等。需要注意的是，要留意在Renaissance Place上报告的位置和其它报告位置有所不同，依次为Record Books and Goals > Class > Student。学生用户的话，做完该测试后可直接看到分析报告，并可以直接打印。

Accelerated Reader		Reading Practice TOPS Report for Matthew Bosley	
School: Oakwood Elementary School Class: Grade 4 (Adams)		Printed November 5, 2012 1:02 PM Grade: 4 Teacher: Mrs. M. Adams	
What I Read Allosaurus (Dinosaurs) by Michael P. Goecke ATOS BL [®] : 2.7 Quiz Number: 55459 F/NF: Nonfiction Quiz Date: 11/5/2012 1:01 PM Word Count: 600 Interest Level: Lower Grades (LG) TWI: Read Independently		How I Did Correct: 5 of 5 ●●●●● Percent Correct: 100% Terrific, Matthew! Points Earned: 0.5 of 0.5	
My Progress in Marking Period 2 10/11/2012 - 11/21/2012 (48% Complete)			
Average Percent Correct: 96.0% 		Points Earned: 4.2 	
Average ATOS BL: 2.8 		Marking Period Totals Quizzes Passed: 5 Quizzes Taken: 5 Words Read: 26,732	
My School Year Summary 9/4/2012 - 6/14/2013 (24% Complete)			
Average Percent Correct: 91.7% Points Earned: 9.9 Average ATOS BL: 2.9		Quizzes Passed: 12 Quizzes Taken: 12 Total Words Read: 69,335 Last Certification: Super Reader Date Achieved: 10/11/2012 Certification Goal: Super Reader (2)	
Monitor		Teacher	
Comments:			

What I Read:

报告显示：“已读Michael P. Goecke 所著的《Allosaurus》； ATOS Book Level为2.7”，并标记了Quiz Number、题材、Interest Level(年龄适应指数)、单词数量等信息。

How I Did:

以学生Matthew为例，Matthew共答对了5道题目中的5道，本书给出的0.5分值被全部获得。

Average Percent Correct:

Matthew在指定时间内的平均正确答题率达到了96%，超过了设定的目标85%。

Points Earned:

Matthew在指定时间内获得的分数为4.2，目标分数7.6的55.3%已达成。

Average ATOS BL:

指定时间内的平均ATOS书籍等级，Matthew的目标等级为2.6，实际达到了2.8，超出了目标。

Diagnostic Report

通过报告，可以轻松地掌握班里学生的Reading Practice测试次数、测试通过次数、平均答题正确率、获得的分值、平均书籍等级、目标等。此外还标注了个别学习目标，帮助了解目标达成的程度。

Accelerated
Reader™

Diagnostic Report–Reading Practice

1 of 1

Printed January 29, 2013 08:03 AM

School: Renaissance School

Reporting Period: 11/8/12–01/28/13

(Marking Period 2)

Class: Reading

Teacher: Bright, Lisa

Student	Diag. Codes	RP Quizzes		% Correct		Points					Engaged Time per Day ^b	Book Level		Certification
		Passed	Taken	Goal	Avg.	Goal	Earned	% of Goal	% Read Indep.	% Fiction		ATOS BL Goal	Avg.	
Dorr, Carl	CD%	11	11	85	95.9	16.0	32.9	205.6	100	100	61.6	3.4	4.9	--
Gomez, Manuel		4	4	85	87.5	25.0	18.2	72.8	100	50	21.8	4.5	6.1	--
Hojem, Kyle		3	3	85	96.7	20.5	21.3	103.9	100	100	31.2	4.2	4.1	--
Holloway, Rebecca		1	2	85	65.0	12.0	0.4	3.3	100	100	01.0	2.8	3.6	--
Jorje, Aquilar		7	7	85	87.1	24.0	42.6	177.5	100	71	53.2	4.4	5.7	--
Kane, Cyndi	F%	4	4	85	96.3	25.0	34.8	139.2	100	100	41.8	4.5	6.1	--
Pollock, Adam		2	4	85	67.5	19.5	20.0	102.6	100	100	30.8	4.0	5.0	--
Rodriguez, Cecelia		3	4	85	78.5	19.5	12.8	65.6	100	100	19.7	4.0	5.4	--
Swank, Tiffany	B%	4	4	85	97.5	17.5	19.0	108.6	100	100	32.6	5.5	4.7	--
Stark, Johnnie	A	0	0	85	--	20.5	--	--	--	--	--	4.2	--	--
Torres, Marco	D	5	5	85	96.0	10.5	9.6	91.4	100	100	27.4	2.3	2.8	--
West, Corinne	E%	8	11	85	70.1	19.5	24.7	126.7	100	43	70.6	4.0	3.8	--
Summary		52	59	85	85.2				100	88	32.6	4.0	4.7	

Diagnostic Code Summary

Number of Students	Percent of Students	Diag. Code	Code Description
1	8	A	No quizzes taken during period
1	8	B	Low average percent correct (70% to 79%)
1	8	C	Very low average percent correct (below 70%)
2	17	D	Low points earned - less than ½ median points (½ median = 9.8 points)
1	8	E	Low percent correct with above median points (median = 19.5 points)
1	8	F	Very low percent correct with above median points (median = 19.5 points)
4	33	%	Average percent correct below 85%
Students At Risk: 6 of 12 (50%)			

Class Summary

Number of Students	12
Total Quizzes	
Passed	52
Taken	59
Total Points	
Goal	229.5
Earned	236.3
Percent Read Independently	100%
Percent Fiction / Nonfiction	88% / 12%

^b Trouble value

^b Engaged Time per Day: An estimate of the time the student is engaged in reading practice. Displayed in minutes. It is based on a test score from STAR Reading™ or STAR Early Literacy™ and points earned in Accelerated Reader. Score not reported unless the student tested with a STAR assessment within the current or previous year.

Class Summary

以Lisa老师的阅读班为例，报告给出了对Lisa老师的阅读班上的12名学生进行的各种分析数据，左侧的Code Summary的诊断信息也有助于对该班学生进行整体分析。

Student Record Report

报告统计了指定学生在特定时间内的AR测试(Reading Practice, Vocabulary Practice, Literacy Skills)中进行测试的图书目录和相应信息, 以及测试结果。



Student Record Report

1 of 1

Printed Thursday, November 8, 2012 8:29:12 AM

School: Pine Hill Middle School

Reporting Period: 09/04/2012–11/07/2012
(1st Quarter)

Johnson, Tim

Grade: 7
ID: TJOHNS

Class: 7th Hour Reading
Teacher: Jones, K.

Reading Practice – English

Date	Quiz Information					Questions			Points		ATOS BL
	Number	Lang.	Title	F/NF	TWI	Corr.	Poss.	%	Earned	Poss.	
09/10/2012	113950	EN	Diary of a Wimpy Kid	F	I	10	10	100.0	3.0	3.0	5.2
10/01/2012	95	EN	Where the Red Fern Grows	F	I	10	10	100.0	11.0	11.0	4.9
10/08/2012	87344	EN	Camp Wild	F	I	10	10	100.0	2.0	2.0	4.9
10/22/2012	28081	EN	Holes	F	I	9	10	90.0	6.3	7.0	4.6
11/02/2012	367	EN	Hatchet	F	I	9	10	90.0	6.3	7.0	5.7
Quizzes Passed/Taken: 5/5						96.0			28.6	30.0	5.1 ^a

Vocabulary Practice

Date	Quiz Information			First-Try New			Second-Try New			Review Words			ATOS BL
	Number	Lang.	Title	Corr.	Poss.	%	Corr.	Poss.	%	Corr.	Poss.	%	
10/01/2012	95	EN	Where the Red Fern Grows	10	10	100	-	-	-	-	-	-	4.9
10/22/2012	28081	EN	Holes	8	10	80	2	2	100	-	-	-	4.6
11/02/2012	367	EN	Hatchet	9	10	90	1	1	100				5.7
Quizzes Taken: 3				90			100						5.1 ^a

Literacy Skills

Date	Quiz Information				Questions			ATOS BL
	Number	Lang.	Title	F/NF	Corr.	Poss.	% Corr.	
10/01/2012	95	EN	Where the Red Fern Grows	F	10	12	83	4.9
10/22/2012	28081	EN	Holes	F	11	12	92	4.6
Quizzes Passed/Taken: 2/2							88	4.8 ^a

RENAISSANCE®

Student Diagnostic Report

针对学生现时英语阅读水平作分析的诊断报告

Enterprise Test

Printed Monday, November 26, 2018 4:53:14 AM

School: North Charter School

Test Date 测试日期: November 26, 2018 4:19 AM

Test Time 测试时长: 19 minutes 31 seconds

Report Options

Use Trend Score: Use trend score for student's suggested skills

Chavez, Shelly

ID: Chavez21

Class: 2nd Grade

Grade: 2

Teacher: T. Chavez

School Benchmark - Grade 2



■ Urgent Intervention 紧急干预
 ■ Intervention 干预
 ■ On Watch 观察
 ■ At/Above Benchmark 在/等于基准以上

STAR Reading Scores

SS: 177 (Scaled Score 比例分数) On Watch	<u>比例分数</u> : 整个系统满分为 1400 分。以正确率和问题难度为依据的原始分数。
PR: 32 (Percentile Rank 百分率等级)	<u>百分率等级</u> : 与同年龄段学生比较的表现数据。例 PR32, 意为被测试者该年度的阅读水平高于 32% 的同年级学生。
GE: 1.9 (Grade Equivalent 学校年级等值水平)	<u>学校年级等值水平</u> : 判定每个学生的阅读级别水平, 细分为年份和月份。 阅读级别 1.7, 意为按照美国分级标准, 阅读实力相当于学到一年级的第 7 个月课程的美学生的平均水平。
IRL: 1.1 (Instructional Reading Level 学习指导阅读级别)	<u>学习指导阅读级别</u> : 意为指导学生时, 能实现最佳阅读效果时的指导水平。
Est. ORF: 46 (Estimated Oral Reading Fluency 阅读速度)	<u>阅读速度</u> : Shelly 可能在年级适当的文本上每分钟正确读取 46 个单词。

Domain Scores 每个领域的技能掌握得分

Foundational Skills

Phonics and Word Recognition: 57

Fluency: 45

Literature

Key Ideas and Details: 59

Craft and Structure: 39

Informational Text

Key Ideas and Details: 47

Craft and Structure: 54

Integration of Knowledge and Ideas: 31

Language

Vocabulary Acquisition and Use: 65

领域得分从 0 到 100, 估计学生在该年级每个领域的技能掌握百分比。

Reading Recommendation 推荐阅读范围

Student Diagnostic Report

Enterprise Test

ZPD: 1.9-2.9 (Zone of Proximal Development)

根据 ZPD，即推荐阅读范围，界定一个既不过易，也不过难的阅读难度区间，并为学生推荐难易度在该范围内的书籍。可去我们官方网站（美版：

<https://www.arbookfind.com/default.aspx>；英版：

<https://www.arbookfind.co.uk/>）输入学生 ZPD 搜寻最适合学生阅读的书本。

以下 2 页为学生技能区得分，从 0 到 100，估计学生在每个技能领域掌握技能的百分比。使用为 CCSS 学习进度而构建的核心进度阅读，以查找教师活动和每个技能领域的技能样本问题。**显示内容视乎学生年级而有所不同。**

Report Options

Use Trend Score: Use trend score for student's suggested skills

Chavez, Shelly

ID: Chavez21
Grade: 2

Class: 2nd Grade
Teacher: T. Chavez

Fluency	Domain Score: 45
Score	
45 Purpose for Reading	

Literature

Key Ideas and Details	Domain Score: 59
Score	
57 Character and Plot	
60 Inference and Evidence	
64 Setting	
50 Theme	
Craft and Structure	Domain Score: 39
Score	
31 Author's Word Choice and Figurative Language	
43 Point of View	

Informational Text

Key Ideas and Details	Domain Score: 47
Score	
26 Cause and Effect	
41 Compare and Contrast	
56 Inference and Evidence	
41 Main Idea and Details	
44 Sequence	
Craft and Structure	Domain Score: 54
Score	
54 Text Features	
Integration of Knowledge and Ideas	Domain Score: 31
Score	
31 Argumentation	

Language

Vocabulary Acquisition and Use	Domain Score: 65
Score	
64 Context Clues	

Student Diagnostic Report Enterprise Test

Report Options

Use Trend Score: Use trend score for student's suggested skills

Chavez, Shelly

ID: Chavez21

Class: 2nd Grade

Grade: 2

Teacher: T. Chavez

Language

Vocabulary Acquisition and Use		Domain Score: 65
Score		
56	Multiple-Meaning Words	
62	Structural Analysis	
55	Synonyms and Antonyms	
66	Vocabulary in Context	

School: North Charter School

Class: 2nd Grade

Teacher: T. Chavez

Grade: 2

Report Options

Use Trend Score: Use trend score for student's suggested skills

针对学生未来发展作出的建议教学报告，为了提高某学生或某班级的 IRL（学习指导阅读级别）和不同阅读领域的阅读实力，报告列举了应当学习的 Suggested Skill（建议技巧），供教师在做教学准备时作为参考。

STAR Reading Test Results

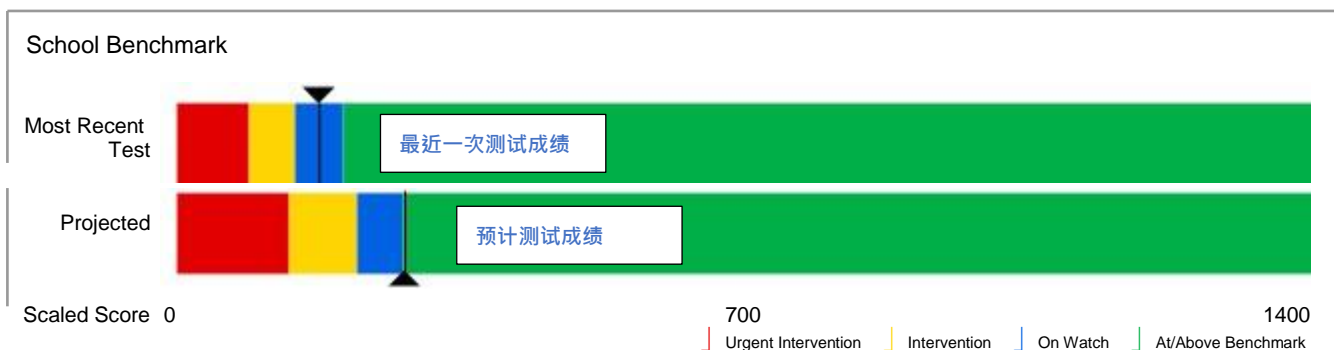
Current SS 现时 SS (Scaled Score): 177 Test Date 测试日期: 11/26/2018

IRL 学习指导阅读级别: 1.1

ZPD 推荐阅读范围: 1.9-2.9

预计 05/23/19 的 SS: 284 根据研究，这个学生水平的学生中有 50% 将实现这一增长。

Shelly's Current Performance 成长预计进度条



Suggested Skills

学生的 STAR 阅读比例分数说明，为 CCSS 学习进步而构建的 Core Progress Reading 的这些技能对学生将具有一定挑战性，但总的来说并不过于难。以这些讯息与您对学生的了解相结合，并在设计教学计划时运用您的专业判断，了解这些技能如何能让学生有更佳的增长。会根据学生年级及情况其建议有所不同。

Foundational Skills

GR

Print Concepts

This score suggests Shelly is ready for instruction and practice with the following skills.

- 1 » Locate the capital letter that begins a sentence, and the period, question mark, or exclamation point that ends it
- 1 » Distinguish kinds of sentences based on their end punctuation
- 1 » Identify the dialogue that quotation marks indicate

建议技能所属年级

GR

Phonological Awareness

This score suggests Shelly is ready for instruction and practice with the following skills.

- 1 » Blend phonemes, including consonant blends, to pronounce single-syllable words (e.g., blend the sounds /s/ /e/ /d/ to produce sled)

- | | |
|---|---|
| 1 | » Isolate and then pronounce the initial, medial, or final sound in single-syllable words including those with long vowels and consonant blends (e.g., what is the middle sound in <i>goat</i> ?) |
| 1 | » Segment single-syllable words into their component phonemes, including consonant blends, in sequence (e.g., segment <i>glad</i> into the sounds /g/ /l/ /a/ /d/) |
| 1 | » Isolate and distinguish medial long vowel phonemes in spoken words (e.g., from a verbal prompt, identify that <i>drive</i> has a different middle vowel sound than <i>drove</i>) |

»指定重点技能。这些重点皆为每个年级需要学习的最关键技能。例：1 為 1 年級。

α该学生有更多时间完成评估。

School: North Charter School

Teacher: T. Chavez

Class: 2nd Grade

Grade: 2

GR	Phonological Awareness This score suggests Shelly is ready for instruction and practice with the following skills.
1	Distinguish long vowel sounds from short vowel sounds in spoken single-syllable words (e.g., pick the picture that has the long /a/ from picture of a mat, cane, and can)
1	» Add or substitute initial, final, or medial vowel phonemes in order to produce new words in spoken language (e.g., change /a/ in <i>pan</i> to /e/ to make <i>pen</i>)
1	» Substitute final consonants or consonant blends to create new words

GR	Phonics and Word Recognition This score suggests Shelly is ready for instruction and practice with the following skills.
1	» Isolate, identify, and distinguish initial consonant blends to decode regularly spelled words (e.g., pick the word that starts with /bl/ from choices <i>block</i> , <i>brew</i> , <i>book</i>)
1	» Recognize and identify the spelling-sound correspondences for common consonant digraphs in words (e.g., pick the word that has /sh/ from choices <i>saw</i> , <i>wash</i> , <i>have</i>)
1	» Use sound-symbol correspondence to identify rimes
1	» Identify common spellings of medial long vowel CVCe phonemes in spoken words (e.g., <i>plane</i> has the same middle vowel sound as <i>make</i>)
1	» Decode regularly spelled single-syllable grade-level words by identifying short vowel sounds (e.g., read the words <i>cup</i> , <i>nap</i> , and <i>man</i> ; <i>cup</i> has the same middle vowel sound as <i>run</i>)
1	» Decode regularly spelled grade-appropriate words (e.g., pick the word <i>last</i> from <i>last</i> , <i>list</i> , <i>lost</i>)
1	» Read grade-level sight words automatically (e.g., again, could, every)
1	Recognize letters that represent vowel sounds in irregularly spelled words (e.g., to, put, come)
1	» Decode words by identifying the correctly spelled CVCe pattern in a word from a spoken sentence (e.g., read the words <i>drive</i> , <i>drove</i> , and <i>dove</i> and recognize that <i>drove</i> is the correct spelling of the word)
1	Distinguish common spellings of long vowel phonemes in spoken words (e.g., <i>phone</i> has a different middle vowel sound than <i>like</i>)

报告长短及内容均视乎学生情况及年级系统按数据直接生成。